

Strawman Information Model Specification - PDS3 Minimal Fix

PDS4 Information Model Specification Team

October 27, 2008

Strawman

Version 0.080827a

Contents

1	Introduction	7
2	Audience	7
3	Acknowledgements	7
4	Scope	7
5	History	7
6	Terminology	8
7	Document Contents	10
8	Basic Component Classes	12
8.1	Data_Object	14
8.2	Data_Object_Pointer	15
8.3	Description_Pointer	15
8.4	Descriptive_Data_Elements	16
8.5	File_Pointer	16
8.6	IDE_Ancillary	17
8.7	IDE_Earthbase	17
8.8	IDE_Spacecraft	18
8.9	Identification_Data_Elements	19
8.10	Label_Standards_Identifiers	20
8.11	Note_Pointer	21
8.12	Pointer	21
8.13	Text_Pointer	22
9	Data Description Classes	23
9.1	Array	25
9.2	Band_Bin	26
9.3	Band_Suffix	26
9.4	Bit_Column	27
9.5	Collection	28
9.6	Column	29
9.7	Column_Base	31
9.8	Container	31
9.9	DO_Child_Data	32
9.10	DO_Core_Data	33
9.11	DO_Core_Other	34
9.12	DO_Supplemental	34
9.13	DO_Taggable	34

9.14	Data_Object_Description	35
9.15	Document	35
9.16	Element	36
9.17	Field	37
9.18	File_Explicit	38
9.19	File_Implicit	39
9.20	Gazetteer_Column	40
9.21	Gazetteer_Table	40
9.22	Header	41
9.23	Histogram	42
9.24	History	43
9.25	Image	43
9.26	Image_Base	45
9.27	Index_Column	45
9.28	Index_Table	46
9.29	Line_Suffix	47
9.30	Palette	48
9.31	Parameters	49
9.32	Qube	49
9.33	Qube_Suffix	50
9.34	SPICE_Kernel	51
9.35	Sample_Suffix	52
9.36	Series	53
9.37	Spectral_Qube	54
9.38	Spectrum	55
9.39	Spreadsheet	56
9.40	Table	57
9.41	Table_Base	58
9.42	Text	59
10	Tagged Data Classes	60
10.1	TDO_Core	62
10.2	TDO_Other	62
10.3	TDO_Supplemental	63
10.4	Tagged_Array	63
10.5	Tagged_Collection	64
10.6	Tagged_Data_Object	64
10.7	Tagged_Document	65
10.8	Tagged_File_Explicit	65
10.9	Tagged_File_Implicit	66
10.10	Tagged_File_Implicit_Document	66
10.11	Tagged_Gazetteer_Table	67
10.12	Tagged_Header	67
10.13	Tagged_Histogram	68

10.14	Tagged_History	68
10.15	Tagged_Image	69
10.16	Tagged_Index_Table	69
10.17	Tagged_Palette	70
10.18	Tagged_Qube	70
10.19	Tagged_SPICE_Kernel	71
10.20	Tagged_Series	71
10.21	Tagged_Spectral_Qube	72
10.22	Tagged_Spectrum	72
10.23	Tagged_Spreadsheet	73
10.24	Tagged_Table	73
10.25	Tagged_Text	74
11	Product Classes	75
11.1	Data_Product	75
11.2	Data_Product_Combined_Detached	76
11.3	Data_Product_Document	77
11.4	Product	77
12	Context Description Classes	78
12.1	Catalog	79
12.2	Context_Child	80
12.3	Context_Core	80
12.4	Context_Description	81
12.5	Context_Supplemental	82
12.6	Data_Producer	82
12.7	Data_Set	83
12.8	Data_Set_Collection	85
12.9	Data_Set_Map_Projection	85
12.10	Data_Supplier	86
12.11	Directory	87
12.12	Discipline_Description	87
12.13	Image_Map_Projection	88
12.14	Instrument	90
12.15	Instrument_Host	90
12.16	Mission	91
12.17	Node	92
12.18	Personnel	93
12.19	Reference	94
12.20	Software	95
12.21	Software_Online	96
12.22	Target	97
12.23	Volume	97

13 Operational Classes	99
13.1 Data_Set_HouseKeeping	100
13.2 Data_Set_Release	100
13.3 Inventory	101
13.4 Inventory_Data_Set_Info	101
13.5 Inventory_Node_Media_Info	101
13.6 Operational_Description	102
13.7 Resource_Information	102
14 Unification	104
15 Specification Dictionary	104
16 Glossary	177
17 Review Notes	178

List of Figures

1	PDS Information Model - Concept Map	8
2	Basic Component UML Class Diagram	13
3	Data Description UML Class Diagram	24
4	Tagged Data Object UML Class Diagram	61
5	Product UML Class Diagram	75
6	Context Description UML Class Diagram	79
7	Operations UML Class Diagram	99
8	PDS Object Unification Using OAIS Information Object . . .	104

1 Introduction

This document presents the PDS4 Information Model Specification for all components of the Planetary Data System (PDS). This specification is currently under development.

2 Audience

This specification is intended for use by programmers and data engineers who require formal definitions of various parts of the Planetary Data System in order to support development of data sets, archiving utilities, and interfaces involving PDS holdings or operations.

3 Acknowledgements

This document was written by the PDS4 Information Model Specification Working Group.

4 Scope

This document defines all classes in use in the PDS, including those classes used to define archival elements as well as classes used for high-level descriptions and operational support. It also documents the associations among classes. Figure 1 illustrates a few of the more basic classes using a Concept Map diagram.

5 History

To be updated. Original design documents were used as the baseline for development of this specification. The initial draft was then modified to reflect changes formally adopted for the PDS Standards Reference (PDSSR), and the most recent available updates to the PDS Data Dictionary (PDSDD) elements specifically referenced in the main body. Finally, de facto standards representing common contemporary practice in interpreting and applying the PDS Standards Reference to data sets in development were added to the formal specification.

The specific sources were:

PDS Catalog Design Document Version 2.0, JPL D-1152, February 13, 1990.

PDS Standards Reference, V 3.7, JPL D-7669, March 20, 2006.

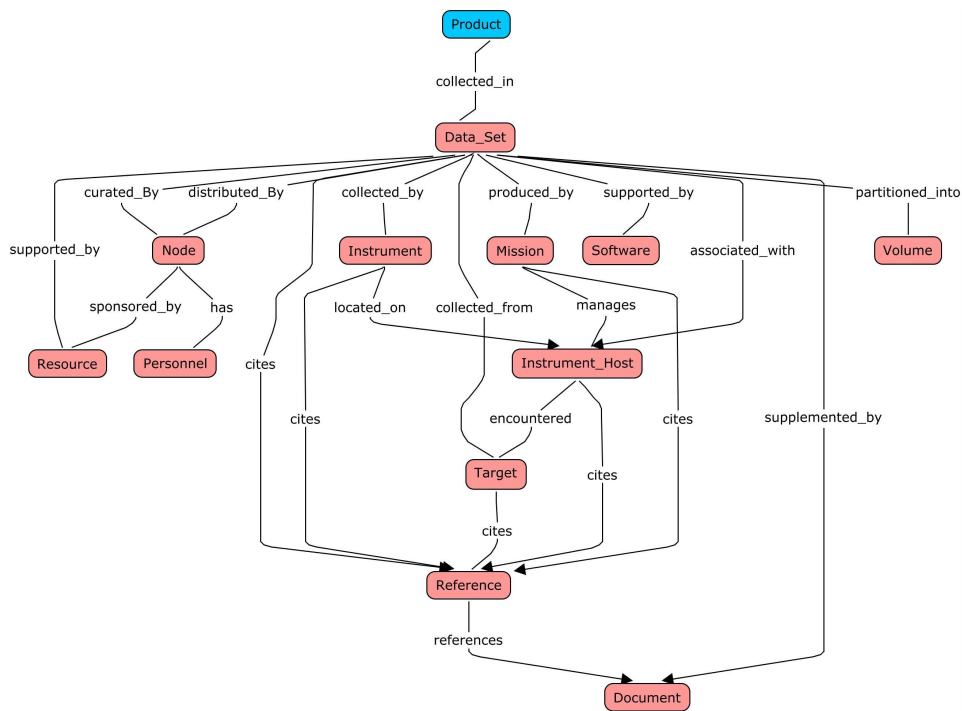


Figure 1: PDS Information Model - Concept Map

Planetary Science Data Dictionary JPL D-7116, Rev. D, July 15, 1996.

The PDS object/element database, Build 1R69, December 31, 2007.

The PDS Standards Change Request Data Base, December 31, 2007.

Reference Model for an Open Archival Information System (OAIS), CCSDS 650.0-B-1, Blue Book, January 2002.

6 Terminology

This document uses very specific engineering terminology to describe the various structures involved. It is particularly important that readers who have absorbed the PDS Standards Reference bear in mind that terms which are familiar in that context can have very different meanings in the present document. Please consult the Glossary for definitions whenever there is any possibility of confusion.

Following are some definitions of essential terms used throughout this document.

An "attribute" is a property or characteristic that allows both identification and distinction.

A "class" is the set of attributes which identifies a family. A class is generic – a template from which individual members of each family may be constructed.

An "object" is a specific instance of a class.

For example, an electromagnetic wave may be represented mathematically as

$$\mathbf{i}_x A \cos(\omega t - \mathbf{k}\mathbf{r} - \varphi)$$

where there are five explicit attributes: polarization \mathbf{i}_x , amplitude A , frequency ω , wave vector \mathbf{k} (which defines the propagation direction), and phase φ . Although shown here as constants, these attributes may be complex functions of other variables; for example, there is an implicit sixth attribute "time" which defines both the beginning and end of the electromagnetic wave. Together these six attributes identify the class (i.e., the family) of all electromagnetic waves. If we then define a coordinate system, specify values for the attributes above, and impose time constraints, we would have an electromagnetic wave object. We would need a different list of attributes to identify a river, a musical score, or a television set, thus these would be different classes.

For this document we identify two special types of objects – the "data object" and the "description object." The data object contains "data," and (by itself) is not otherwise constrained. The description object contains information about another object, such as a data object. By linking a data object with a description object we create a pair which includes both the data and enough information that we can start to read and interpret the bits.

A description object can (and often does) exist without being physically accompanied by another object. The object it describes may not be physical (e.g., a space mission which, although it has physical components, is itself a concept) or it may not be practical to include the physical object (e.g., the planet Saturn).

An "association" is a defined relationship between classes. It has one

direction. The association in the opposite direction is called an inversion relation and is sometimes named by adding a postfix "_I" as in "has_Instrument_I".

"Cardinality" is the number of values allowed to an attribute or association in a single class. Cardinality in general is stated as a range with a minimum and maximum. For example, an attribute that may be multi-valued will have a cardinality of "1..*". A cardinality where the minimum and maximum are the same is often shown as the single value. For example, an attribute required to have exactly one value will have a cardinality of "1". When a value is required the minimum cardinality is at least 1. At least one value is always required in PDS4.

"Entity" is a generic term used to refer to specific attributes or associations listed in a class definition.

Within this document, the term "model" is used to refer to a collection of classes and associations that describe a functional subsection of the Planetary Data System.

7 Document Contents

To be updated. Sections 8 through 14 contain the specification for PDS4. The lowest level building blocks (classes) are defined first, then these are used to construct classes at higher levels; for active users of PDS4, the material in Sections 9 and 10 should seem familiar, but the terminology may be new. The classes in section 13 provide context (instrument, mission, node, etc.); however, many of the corresponding objects do not exist within the data system.

Section 8: the classes defined from first principles

Section 9: the data object and components of PDS labels

Section 10: description classes for common PDS objects

Section 11: "tagged" objects " data objects plus pointers plus descriptions

Section 12: product classes, which are formed from combinations of the above

Section 13: context classes (commonly associated with the PDS Cat-

alog)

Section 14: classes needed for operating and maintaining PDS4

Each section begins with a brief outline, including a hierarchy of the definitions which follow. In some cases a class is defined to group several subclasses when the class itself never appears in PDS (a "phantom" class). To facilitate cross-referencing, the classes are listed alphabetically within each section. Subsections begin with a note on the position within the hierarchy and a brief description of the class. The heart of each subsection is the class definition table. Sections are often accompanied by a UML diagram which shows the relationships among classes graphically.

Class definition tables comprise five columns. The left column is used to separate the table into functional blocks of contiguous rows. The "hierarchy" block restates the position of the class within the definitional hierarchy, and the "subclass" block identifies any subclasses which may exist (be derived from the current class). Attribute and Association blocks list the properties, characteristics, and relationships of the class, some of which may be inherited from parent classes. The "referenced from" block lists classes which may "call" the class being defined.

Within Attribute blocks, the "entity" column lists the properties and characteristics which identify the class and distinguish it from others. The "Indicator" column (far right) tells whether the attribute is optional (O), restricted (R), or both; a restricted attribute has been inherited from a parent class but its use is more narrow than the parent would allow. The "Cardinality" column (middle) shows the number of values allowed. A required attribute for which only one value is allowed will have cardinality "1". A required attribute for which one or more values is allowed will have cardinality "1.*". If a parent's attribute has cardinality "1.*" but the child's cardinality is "1", the Indicator column should show "R". The "Value" column (fourth) includes the indicator Data Dictionary (DD) when a set of valid values for the attribute are provided in the dictionary. A few attributes that represent types have their valid values included in this column.

The Association blocks are handled similarly. The "Entity" column lists relationships among classes using fabricated, but intuitive, names which are unique and consistent across the Specification. The "Value" column (fourth), which is rarely used in the Attribute blocks, lists the class to which the relationship is made.

During construction of the Specification some classes have been subsumed. In particular, any subclass which does nothing more than provide

multiple values for a single attribute (e.g., `data_set_target`) or any subclass which merely grouped non-repeating attributes (e.g., `data_set_information`) was subsumed. Only subclasses that grouped several attributes and that repeated were defined explicitly as separate classes (e.g., `software_online`).

Sections 15-18 contain supplementary information which may be useful in interpreting the remainder of the Specification. For example, the PDS Data Dictionary and PDS Standards Reference both list 'PSDD' as an optional element for many PDS objects, effectively allowing every element in the PSDD to be an optional element for such objects. This approach thwarts any attempt at real specificity in the modeling process. The Specification reflects the Data Dictionary and Standards Reference listings.

8 Basic Component Classes

This section provides the PDS4 classes that have been defined from first principles. It includes the basic structure, abstract interpretation, and user interpretation classes.

The basic component class hierarchy is illustrated in the following diagram. This diagram presents the subclass relation for each class in a hierarchical (tree) format, providing a visual representation of the classes in relation to their parent classes.

```
+ Data_Object
+ Descriptive_Data_Elements
+ Identification_Data_Elements
+ + IDE_Ancillary
+ + IDE_Earthbase
+ + IDE_Spacecraft
+ Label_Standards_Identifiers
+ Pointer
+ + Data_Object_Pointer
+ + Description_Pointer
+ + File_Pointer
+ + Note_Pointer
+ + Text_Pointer
```

The class hierarchy above includes 13 unique classes.

The classes in this section are illustrated using a Unified Modeling Language (UML) class hierarchy diagram in Figure 3. The following sections present the classes in a table format. The table includes the class

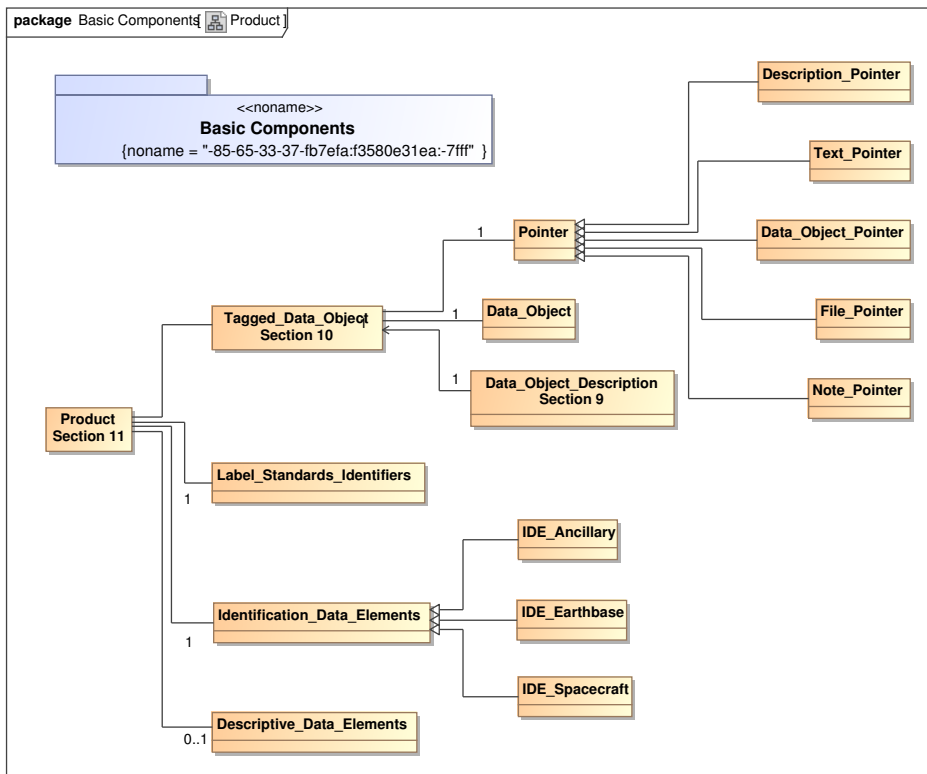


Figure 2: Basic Component UML Class Diagram

hierarchy, class attributes, and class associations. The class attributes and associations listed include both those used to define the class and those inherited from parent classes. Cardinalities are provided where appropriate.

8.1 Data_Object

Root Class: Data_Object

Class Description: A sequence of digital bits.

	Entity	Card	Value/Class	Ind
Hierarchy	Data_Object			
Subclass	none			
Attribute	bit_string	1		
Inherited Attribute	none			
Association	none			
Inherited Association	none			
Referenced from	TDO_Core TDO_Other TDO_Supplemental Tagged_Array Tagged_Collection Tagged_Data_Object Tagged_Document Tagged_File_Explicit Tagged_File_Implicit Tagged_File_Implicit_Document Tagged_Gazetteer_Table Tagged_Header Tagged_Histogram Tagged_History Tagged_Image Tagged_Index_Table Tagged_Palette Tagged_Qube Tagged_SPICE_Kernel Tagged_Series Tagged_Spectral_Qube Tagged_Spectrum Tagged_Spreadsheet Tagged_Table Tagged_Text			

8.2 Data_Object_Pointer

Root Class: Pointer

Class Description: The Data Object Pointer is used to provide the location of the data object within a file. It provides a file name and offset. See anomaly 011_080817_062_EG_1_Data_Object_Pointer

	Entity	Card	Value/Class	Ind
Hierarchy	Pointer . Data_Object_Pointer			
Subclass	none			
Attribute	file_name object_name offset	1 1 1		
Inherited Attribute	none			
Association	none			
Inherited Association	none			
Referenced from	Tagged_Array Tagged_Collection Tagged_Gazetteer_Table Tagged_Header Tagged_Histogram Tagged_Image Tagged_Index_Table Tagged_Palette Tagged_Qube Tagged_SPICE_Kernel Tagged_Series Tagged_Spectral_Qube Tagged_Spectrum Tagged_Spreadsheet Tagged_Table			

8.3 Description_Pointer

Root Class: Pointer

Class Description: The Description Pointer references external files of additional documentation of special use to human readers.

	Entity	Card	Value/Class	Ind
Hierarchy	Pointer . Description_Pointer			
Subclass	none			
Attribute	file_name	1		
Inherited Attribute	none			
Association	none			
Inherited Association	none			
Referenced from	none			

8.4 Descriptive_Data_Elements

Root Class: Descriptive_Data_Elements

Class Description: In addition to the data identification elements required for various types of data, PDS strongly recommends including additional data elements related to specific types of data. These descriptive elements should include any elements needed to interpret or process the data objects or which would be needed to catalog the data product to support potential search criteria at the product level.

	Entity	Card	Value/Class	Ind
Hierarchy	Descriptive_Data_Elements			
Subclass	none			
Attribute	PSDD	1..*		O
Inherited Attribute	none			
Association	none			
Inherited Association	none			
Referenced from	Data_Product Data_Product_Combined_Detached Data_Product_Document Product			

8.5 File_Pointer

Root Class: Pointer

Class Description: The File Pointer is used to provide the file name of an external file.

	Entity	Card	Value/Class	Ind
Hierarchy	Pointer . File_Pointer			
Subclass	none			
Attribute	file_name	1		
Inherited Attribute	none			
Association	none			
Inherited Association	none			
Referenced from	Tagged_Document Tagged_File_Explicit			

8.6 IDE_Ancillary

Root Class: Identification_Data_Elements

Class Description: The data identification elements provide additional information about a data product that can be used to relate the product to other data products from the same data set or data set collection. This extension to the base identification class is for ancillary data products.

	Entity	Card	Value/Class	Ind
Hierarchy	Identification_Data_Elements . IDE_Ancillary			
Subclass	none			
Attribute	none			
Inherited Attribute	data_set_id instrument_host_name instrument_name product_creation_time product_id start_time stop_time target_name	1..* 1..* 1..* 1 1 1 1 1..*	DD DD DD DD	 O O O
Association	none			
Inherited Association	collected_about collected_by collected_in collected_on	1..* 1..* 1..* 1..*	Target Instrument Data_Set Instrument_Host	O O O
Referenced from	none			

8.7 IDE_Earthbase

Root Class: Identification_Data_Elements

Class Description: The data identification elements provide additional information about a data product that can be used to relate the product

to other data products from the same data set or data set collection. This extension to the base identification class is for data products associated with Earthbase observatories.

	Entity	Card	Value/Class	Ind
Hierarchy	Identification_Data_Elements . IDE_Earthbase			
Subclass	none			
Attribute	none			
Inherited Attribute	instrument_host_name instrument_name start_time stop_time target_name data_set_id product_creation_time product_id	1..* 1..* 1 1 1..* 1..* 1 1	DD DD DD DD 	R R R R R
Association	none			
Inherited Association	collected_about collected_by collected_in collected_on	1..* 1..* 1..* 1..*	Target Instrument Data_Set Instrument_Host	O O O
Referenced from	none			

8.8 IDE_Spacecraft

Root Class: Identification_Data_Elements

Class Description: The data identification elements provide additional information about a data product that can be used to relate the product to other data products from the same data set or data set collection. This extension to the base identification class is for data products associated with Spacecraft.

	Entity	Card	Value/Class	Ind
Hierarchy	Identification_Data.Elements . IDE_Spacecraft			
Subclass	none			
Attribute	spacecraft_clock_start_count spacecraft_clock_stop_count	1 1		
Inherited Attribute	instrument_host_name instrument_name start_time stop_time target_name data_set_id product_creation_time product_id	1..* 1..* 1 1 1..* 1..* 1 1	DD DD DD DD	R R R R R
Association	none			
Inherited Association	collected_about collected_by collected_in collected_on	1..* 1..* 1..* 1..*	Target Instrument Data_Set Instrument_Host	O O O O
Referenced from	none			

8.9 Identification_Data.Elements

Root Class: Identification_Data.Elements

Class Description: The data identification elements provide additional information about a data product that can be used to relate the product to other data products from the same data set or data set collection.

	Entity	Card	Value/Class	Ind
Hierarchy	Identification_Data.Elements			
Subclass	IDE_Ancillary IDE_Earthbase IDE_Spacecraft			
Attribute	data_set_id instrument_host_name instrument_name product_creation_time product_id start_time stop_time target_name	1..* 1..* 1..* 1 1 1 1 1..*	DD DD DD DD	 O O O O O
Inherited Attribute	none			
Association	collected_about collected_by collected_in collected_on	1..* 1..* 1..* 1..*	Target Instrument Data_Set Instrument_Host	O O O
Inherited Association	none			
Referenced from	Data_Product Data_Product_Combined_Detached Data_Product_Document Product			

8.10 Label_Standards_Identifiers

Root Class: Label_Standards_Identifiers

Class Description: Each PDS label must begin with the PDS_VERSION_ID data element. This element identifies the published version of the Standards to which the label adheres, for purposes of both validation as well as software development and support. For labels adhering to the standards described in this document the appropriate value is PDS3. The DD_VERSION_ID element identifies the version of the PDS Data Dictionary to which a label complies. Current PDS practice is to identify a Data Dictionary version with the identifier used for the PDS catalog build in which it resides, e.g., pdscat1r47, pdscat1r48, and so on. This keyword will use the upper case representation of the catalog identifier, e.g., PDSCAT1R47, PDSCAT1R48, etc. The LABEL_REVISION_NOTE element is a free form, unlimited-length character string providing information regarding the revision status and authorship of a PDS label. It should include at least the latest revision date and the author of the current version, but may include a complete editing history.

	Entity	Card	Value/Class	Ind
Hierarchy	Label_Standards_Identifiers			
Subclass	none			
Attribute	dd_version_id label_revision_note pds_version_id	1 1 1	PDS3	O O
Inherited Attribute	none			
Association	none			
Inherited Association	none			
Referenced from	Data_Product Data_Product_Combined_Detached Data_Product_Document Product			

8.11 Note_Pointer

Root Class: Pointer

Class Description: The Note Pointer is used to provide the location to additional description.

	Entity	Card	Value/Class	Ind
Hierarchy	Pointer . Note_Pointer			
Subclass	none			
Attribute	file_name	1		
Inherited Attribute	none			
Association	none			
Inherited Association	none			
Referenced from	none			

8.12 Pointer

Root Class: Pointer

Class Description: A pointer within an ODL label is used to provide the location of the data object or additional metadata.

	Entity	Card	Value/Class	Ind
Hierarchy	Pointer			
Subclass	File_Pointer Note_Pointer Text_Pointer Data_Object_Pointer Description_Pointer			
Attribute	none			
Inherited Attribute	none			
Association	none			
Inherited Association	none			
Referenced from	TDO_Core TDO_Other TDO_Supplemental Tagged_Data_Object Tagged_File_Implicit Tagged_File_Implicit_Document Tagged_History Tagged_Text			

8.13 Text_Pointer

Root Class: Pointer

Class Description: The Text Pointer is used to identify external text files.

	Entity	Card	Value/Class	Ind
Hierarchy	Pointer . Text_Pointer			
Subclass	none			
Attribute	file_name	1		
Inherited Attribute	none			
Association	none			
Inherited Association	none			
Referenced from	none			

9 Data Description Classes

Data Format Classes are used to interpret and define the structure of data objects. For example, an Image class uses attributes to define an image data object as a two-dimensional array of values, all of the same type, each of which is referred to as a sample.

The de facto Data Format Class hierarchy for PDS 3 is illustrated in the following diagram. This diagram presents the subclass relation for each class in a hierarchical (tree) format and provides a visual representation of the classes in relation to their parent classes.

The PDS 3 standards often state that certain classes are subclasses. For example, the Index Table object is stated as being a subclass of Table. However the data modeling formalism used for this specification precluded the definition of many of these classes as subclasses. In addition, the Time Series object has not been included in the specification since it was never defined as a PDS object.

```
+ Data_Object_Description
+ + DO_Child_Data
+ + + Band_Bin
+ + + Band_Suffix
+ + + Bit_Column
+ + + Column_Base
+ + + + Column
+ + + + Gazetteer_Column
+ + + + Index_Column
+ + + Container
+ + + Element
+ + + Field
+ + + Line_Suffix
+ + + Parameters
+ + + Qube_Suffix
+ + + Sample_Suffix
+ + DO_Taggable
+ + + DO_Core_Data
+ + + + Array
+ + + + Collection
+ + + + Image_Base
+ + + + + Image
+ + + + Qube
+ + + + SPICE_Kernel
+ + + + Spectral_Qube
```

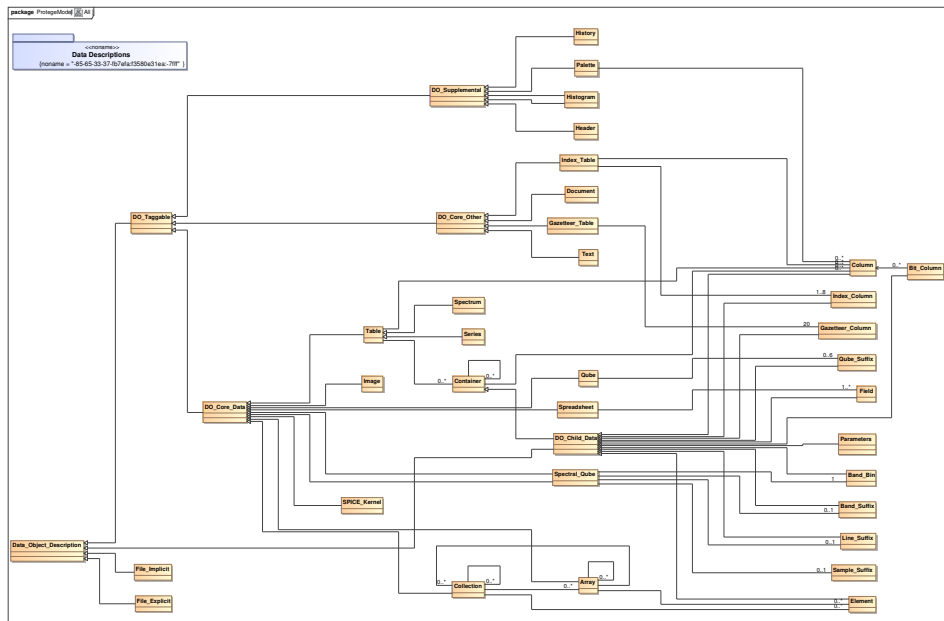


Figure 3: Data Description UML Class Diagram

- + + + + Spreadsheet
- + + + + Table_Base
- + + + + + Gazetteer_Table
- + + + + + Index_Table
- + + + + + Table
- + + + + + Series
- + + + + + Spectrum
- + + + DO_Core_Other
- + + + Document
- + + + Text
- + + + DO_Supplemental
- + + + + Header
- + + + + Histogram
- + + + + History
- + + + + Palette
- + + File_Explicit
- + + File_Implicit

The class hierarchy above includes 42 unique classes.

The data format classes are illustrated using a UML class hierarchy diagram in Figure 4. This diagram defines the classes that are used to describe how the data object is structured. The following sections present

the data format classes in a table format. The table includes the class hierarchy, class attributes, and class associations. The class attributes and associations listed include both those used to define the class and those inherited from parent classes. Cardinalities are provided where appropriate.

9.1 Array

Root Class: Data_Object_Description

Class Description: The Array class describes dimensioned arrays of homogeneous elements.

	Entity	Card	Value/Class	Ind
Hierarchy	Data_Object_Description . DO_Taggable . . DO_Core_Data . . . Array			
Subclass	none			
Attribute	PSDD axes axis_interval axis_items axis_name_pds3 axis_order_type axis_start axis_stop axis_unit_pds3 checksum description interchange_format name start_byte	1..* 1 1 1 1..* 1 1 1 1 1 1 1 1 1 1 1	DD DD	O O O O O O O O O O O O
Inherited Attribute	none			
Association	has_Array has_Collection has_Element	1..* 1..* 1..*	Array Collection Element	O O O
Inherited Association	none			
Referenced from	Array Collection File_Explicit Tagged_Array			

9.2 Band_Bin

Root Class: Data_Object_Description

Class Description: The Band_Bin class describes the properties of each band bin along the spectral axis.

	Entity	Card	Value/Class	Ind
Hierarchy	Data_Object_Description . DO_Child_Data . . Band_Bin			
Subclass	none			
Attribute	band_bin_band_number band_bin_base band_bin_center band_bin_detector band_bin_filter_number band_bin_grating_position band_bin_multiplier band_bin_original_band band_bin_standard_deviation band_bin_unit band_bin_width bands	3 3 3 3 3 3 3 3 3 1 3 1	DD	O O O O O O O O
Inherited Attribute	none			
Association	none			
Inherited Association	none			
Referenced from	Spectral_Qube			

9.3 Band_Suffix

Root Class: Data_Object_Description

Class Description: The Band_Suffix class describes the properties of the Band Suffix plane. The Band Suffix plane is also known as the "Backplane".

	Entity	Card	Value/Class	Ind
Hierarchy	Data_Object_Description . DO_Child_Data . . Band_Suffix			
Subclass	none			
Attribute	bit_mask suffix_base suffix_high_instr_sat suffix_high_repr_sat suffix_item_bytes suffix_item_type suffix_low_instr_sat suffix_low_repr_sat suffix_multiplier suffix_name suffix_null suffix_unit suffix_valid_minimum	1 1 1 1 1 1 1 1 1 1 1 1 1	 DD DD DD DD DD DD DD DD DD	O O O O O O O O O
Inherited Attribute	none			
Association	none			
Inherited Association	none			
Referenced from	Spectral_Qube			

9.4 Bit_Column

Root Class: Data_Object_Description

Class Description: The Bit_Column class describes a string of bits that do not fall on even byte boundaries and therefore cannot be described as a distinct Column. Bit_Columns defined within columns are analogous to columns defined within rows.

	Entity	Card	Value/Class	Ind
Hierarchy	Data_Object_Description . DO_Child_Data . . Bit_Column			
Subclass	none			
Attribute	PSDD bit_data_type bit_mask bits description format invalid_constant item_bits item_offset items maximum minimum missing_constant name offset scaling_factor start_bit unit	1..* 1	DD	O O
Inherited Attribute	none			
Association	none			
Inherited Association	none			
Referenced from	Column			

9.5 Collection

Root Class: Data_Object_Description

Class Description: The Collection class describes the ordered grouping of heterogeneous objects into a named collection. The Collection class may contain a mixture of different class types including other Collections. The optional start_byte data element provides the starting location relative to an enclosing object. If a start_byte is not specified, a value of 1 is assumed.

	Entity	Card	Value/Class	Ind
Hierarchy	Data_Object_Description . DO_Taggable . . DO_Core_Data . . . Collection			
Subclass	none			
Attribute	PSDD bytes checksum description interchange_format name start_byte	1..* 1 1 1 1 1 1	DD	O O O O O
Inherited Attribute	none			
Association	has_Array has_Collection has_Element	1..* 1..* 1..*	Array Collection Element	O O O
Inherited Association	none			
Referenced from	Array Collection File_Explicit Tagged_Collection			

9.6 Column

Root Class: Data_Object_Description

Class Description: The Column class describes a single column in a data object.

	Entity	Card	Value/Class	Ind
Hierarchy	Data_Object_Description . DO_Child_Data . . Column_Base . . . Column			
Subclass	none			
Attribute	PSDD bit_mask column_number derived_maximum derived_minimum description format invalid_constant item_bytes item_offset items maximum maximum_sampling_parameter minimum minimum_sampling_parameter missing_constant offset sampling_parameter_interval sampling_parameter_name sampling_parameter_unit scaling_factor unit valid_maximum valid_minimum	1..* 1	 DD DD	 O
Inherited Attribute	bytes name start_byte data_type	1 1 1 1	 DD	R R R R
Association	has_Bit_Column	1..*	Bit_Column	O
Inherited Association	none			
Referenced from	Container Index_Table Palette Series Spectrum Table			

9.7 Column_Base

Root Class: Data_Object_Description

Class Description: The Column_Base class is an abstract class used to create column subclasses.

	Entity	Card	Value/Class	Ind
Hierarchy	Data_Object_Description . DO_Child_Data . . Column_Base			
Subclass	Index_Column Column Gazetteer_Column			
Attribute	bytes data_type name start_byte	1 1 1 1	DD	
Inherited Attribute	none			
Association	none			
Inherited Association	none			
Referenced from	none			

9.8 Container

Root Class: Data_Object_Description

Class Description: The Container class describes a group of sub-objects (such as Columns) that repeat within a data object (such as a Table). Use of Container allows repeating groups to be defined within a data structure.

	Entity	Card	Value/Class	Ind
Hierarchy	Data_Object_Description . DO_Child_Data . . Container			
Subclass	none			
Attribute	PSDD bytes description name repetitions start_byte	1..* 1 1 1 1 1		O
Inherited Attribute	none			
Association	has_Container_Column has_Container_Container	1..* 1..*	Column Container	O O
Inherited Association	none			
Referenced from	Container Series Spectrum Table			

9.9 DO_Child_Data

Root Class: Data_Object_Description

Class Description: This abstract class is the parent of classes that are used as components of other classes. These classes can not exist alone.

	Entity	Card	Value/Class	Ind
Hierarchy	Data_Object_Description . DO_Child_Data			
Subclass	Container Bit_Column Qube_Suffix Sample_Suffix Band_Suffix Element Column_Base Parameters Field Line_Suffix Band_Bin			
Attribute	none			
Inherited Attribute	none			
Association	none			
Inherited Association	none			
Referenced from	none			

9.10 DO_Core_Data

Root Class: Data_Object_Description

Class Description: This abstract class is the parent of core description classes.

	Entity	Card	Value/Class	Ind
Hierarchy	Data_Object_Description . DO_Taggable . . DO_Core_Data			
Subclass	Image_Base Spectral_Qube Collection Spreadsheet SPICE_Kernel Qube Array Table_Base			
Attribute	none			
Inherited Attribute	none			
Association	none			
Inherited Association	none			
Referenced from	TDO_Core			

9.11 DO_Core_Other

Root Class: Data_Object_Description

Class Description: This abstract class is the parent of non-core description classes.

	Entity	Card	Value/Class	Ind
Hierarchy	Data_Object_Description . DO_Taggable . . DO_Core_Other			
Subclass	Text Document			
Attribute	none			
Inherited Attribute	none			
Association	none			
Inherited Association	none			
Referenced from	TDO_Other			

9.12 DO_Supplemental

Root Class: Data_Object_Description

Class Description: This abstract class is the parent of non-core description classes that supplement core classes.

	Entity	Card	Value/Class	Ind
Hierarchy	Data_Object_Description . DO_Taggable . . DO_Supplemental			
Subclass	Header Palette History Histogram			
Attribute	none			
Inherited Attribute	none			
Association	none			
Inherited Association	none			
Referenced from	TDO_Supplemental			

9.13 DO_Taggable

Root Class: Data_Object_Description

Class Description: This abstract class is the parent of classes that can be a component of a tagged_data_object.

	Entity	Card	Value/Class	Ind
Hierarchy	Data_Object_Description . DO_Taggable			
Subclass	DO_Core_Data DO_Supplemental DO_Core_Other			
Attribute	none			
Inherited Attribute	none			
Association	none			
Inherited Association	none			
Referenced from	Tagged_Data_Object			

9.14 Data_Object_Description

Root Class: Data_Object_Description

Class Description: This abstract class is the parent of all classes used to describe data in the PDS.

	Entity	Card	Value/Class	Ind
Hierarchy	Data_Object_Description			
Subclass	File_Explicit DO_Taggable File_Implicit DO_Child_Data			
Attribute	none			
Inherited Attribute	none			
Association	none			
Inherited Association	none			
Referenced from	none			

9.15 Document

Root Class: Data_Object_Description

Class Description: The Document class describes a particular document that is provided on a volume to support an archived data product. A document can be made up of one or more files in multiple formats.

	Entity	Card	Value/Class	Ind
Hierarchy	Data_Object_Description . DO_Taggable . . DO_Core_Other . . . Document			
Subclass	none			
Attribute	PSDD abstract_text description document_format document_name document_topic_type encoding_type files interchange_format publication_date	1..* 1 1 1 1 1 1..* 1 1 1	 DD DD DD DD	 O O O O O
Inherited Attribute	none			
Association	none			
Inherited Association	none			
Referenced from	File_Explicit Tagged_Document			

9.16 Element

Root Class: Data_Object_Description

Class Description: The Element class describes a lowest-level component of an Array or Collection, and which can be stored in an integral multiple of 8-bit bytes.

	Entity	Card	Value/Class	Ind
Hierarchy	Data_Object_Description . DO_Child_Data . . Element			
Subclass	none			
Attribute	PSDD bit_mask bytes data_type derived_maximum derived_minimum description format invalid_constant maximum minimum missing_constant name offset scaling_factor start_byte unit valid_maximum valid_minimum	1..* 1	DD	O O O
Inherited Attribute	none			
Association	none			
Inherited Association	none			
Referenced from	Array Collection			

9.17 Field

Root Class: Data_Object_Description

Class Description: The Field class describes a single variable-width field in a Spreadsheet.

	Entity	Card	Value/Class	Ind
Hierarchy	Data_Object_Description . DO_Child_Data . . Field			
Subclass	none			
Attribute	PSDD bytes data_type description field_delimiter field_number format item_bytes items missing_constant name unit	1..* 1 1 1 1 1 1 1 1 1 1 1	DD DD	O O O O O O O O O
Inherited Attribute	none			
Association	none			
Inherited Association	none			
Referenced from	Spreadsheet			

9.18 File_Explicit

Root Class: Data_Object_Description

Class Description: The Explicit File class is used in attached or detached labels to define the attributes or characteristics of a data file. An Explicit File class is used when a file reference is needed.

	Entity	Card	Value/Class	Ind
Hierarchy	Data_Object_Description . File_Explicit			
Subclass	none			
Attribute	PSDD file_name file_records label_records record_bytes record_type sequence_number	1..* 1 1 1 1 1 1	DD	O O O O O O
Inherited Attribute	none			
Association	refer_Array refer_Collection refer_Document refer_Gazetteer_Table refer_Header refer_Histogram refer_Image refer_Image_Map_Projection refer_Palette refer_Qube refer_Series refer_Spectral_Qube refer_Spectrum refer_Spice_Kernel refer_SpreadSheet refer_Table refer_Text	1..* 1..* 1..* 1..* 1..* 1..* 1..* 1..* 1..* 1..* 1..* 1..* 1..* 1..* 1..* 1..* 1..* 1..* 1..*	Array Collection Document Gazetteer_Table Header Histogram Image Image_Map_Projection Palette Qube Series Spectral_Qube Spectrum SPICE_Kernel Spreadsheet Table Text	O O O O O O O O O O O O O O O O O O O
Inherited Association	none			
Referenced from	Directory Tagged_File_Explicit Volume			

9.19 File_Implicit

Root Class: Data_Object_Description

Class Description: The File Implicit class is used in attached or detached labels to define the attributes or characteristics of a data file. The label for the File Implicit starts at the top of the file containing the label. For an attached label, the file being described is the file containing the label and data. For a detached label, the file being described is the file being pointed to.

	Entity	Card	Value/Class	Ind
Hierarchy	Data_Object_Description . File_Implicit			
Subclass	none			
Attribute	PSDD file_records label_records record_bytes record_type	1..* 1 1 1 1	DD	O O
Inherited Attribute	none			
Association	none			
Inherited Association	none			
Referenced from	Tagged_File_Implicit Tagged_File_Implicit_Document			

9.20 Gazetteer_Column

Root Class: Data_Object_Description

Class Description: The Gazetteer Column class describes one of several named columns for the Gazetteer.

	Entity	Card	Value/Class	Ind
Hierarchy	Data_Object_Description . DO_Child_Data . . Column_Base . . . Gazetteer_Column			
Subclass	none			
Attribute	description format unit	1 1 1		
Inherited Attribute	data_type bytes name start_byte	1 1 1 1	DD Target_Name Search_Feature_Name Center_Latitude	R R R
Association	none			
Inherited Association	none			
Referenced from	Gazetteer_Table			

9.21 Gazetteer_Table

Root Class: Data_Object_Description

Class Description: The Gazetteer_Table class describes a specific type of

Table that provides information about the geographical features of a planet or satellite. It contains information about named features such as location, size, and origin of feature name.

	Entity	Card	Value/Class	Ind
Hierarchy	Data_Object_Description . DO_Taggable . . DO_Core_Data . . . Table_Base Gazetteer_Table			
Subclass	none			
Attribute	description name	1 1	TARGET_NAME SEARCH_FEATURE_NAME	
Inherited Attribute	interchange_format columns row_bytes rows	1 1 1 1	ASCII	R
Association	has_Gazetteer_Column	20	Gazetteer_Column	
Inherited Association	none			
Referenced from	File_Explicit Tagged_Gazetteer_Table			

9.22 Header

Root Class: Data_Object_Description

Class Description: The Header class describes the attributes of commonly used header data structures such as VICAR or FITS.

	Entity	Card	Value/Class	Ind
Hierarchy	Data_Object_Description . DO_Taggable . . DO_Supplemental . . . Header			
Subclass	none			
Attribute	PSDD bytes description header_type interchange_format records	1..* 1 1 1 1 1	DD DD	O O O O
Inherited Attribute	none			
Association	none			
Inherited Association	none			
Referenced from	File_Explicit Tagged_Header			

9.23 Histogram

Root Class: Data_Object_Description

Class Description: The Histogram class describes a sequence of numeric values that provides the number of occurrences of a data value or a range of data values in a data object.

	Entity	Card	Value/Class	Ind
Hierarchy	Data_Object_Description . DO_Taggable . . DO_Supplemental . . . Histogram			
Subclass	none			
Attribute	PSDD bytes data_type interchange_format item_bytes items offset scaling_factor	1..* 1 1 1 1 1 1 1	DD DD	O O O O O O
Inherited Attribute	none			
Association	none			
Inherited Association	none			
Referenced from	File_Explicit Tagged_Histogram			

9.24 History

Root Class: Data_Object_Description

Class Description: The History class describes a dynamic description of the history of one or more associated data objects in a file. It supplements the essentially static description contained in the PDS label.

	Entity	Card	Value/Class	Ind
Hierarchy	Data_Object_Description . DO_Taggable . . DO_Supplemental . . . History			
Subclass	none			
Attribute	PSDD	1..*		O
Inherited Attribute	none			
Association	none			
Inherited Association	none			
Referenced from	Tagged_History			

9.25 Image

Root Class: Data_Object_Description

Class Description: The Image class describes a two- or three-dimensional array of values, all of the same type, each of which is referred to as a sample.

9.26 Image_Base

Root Class: Data_Object_Description

Class Description: The Image_Base class is an abstract class used to create image subclasses.

	Entity	Card	Value/Class	Ind
Hierarchy	Data_Object_Description . DO_Tagable . . DO_Core_Data . . . Image_Base			
Subclass	Image			
Attribute	line_samples lines sample_bits sample_type	1 1 1 1	DD DD	
Inherited Attribute	none			
Association	none			
Inherited Association	none			
Referenced from	none			

9.27 Index_Column

Root Class: Data_Object_Description

Class Description: The Index_Table_Column class describes one of several named columns for an Index Table. User defined columns are defined using the generic Column class.

	Entity	Card	Value/Class	Ind
Hierarchy	Data_Object_Description . DO_Child_Data . . Column_Base . . . Index_Column			
Subclass	none			
Attribute	description	1		
Inherited Attribute	data_type bytes name start_byte	1 1 1 1	DD File_Specification_Name Product_Id Volume_Id Data_Set_Id Product_Creation_Time Logical_Volume_Path_Name	 R R R
Association	none			
Inherited Association	none			
Referenced from	Index_Table			

9.28 Index_Table

Root Class: Data_Object_Description

Class Description: The Index_Table class describes a specific type of a Table that provides information about the data stored on an archive volume.

	Entity	Card	Value/Class	Ind
Hierarchy	Data_Object_Description . DO_Taggable . . DO_Core_Data . . . Table_Base Index_Table			
Subclass	none			
Attribute	description index_type indexed_file_name name not_applicable_constant unknown_constant	1 1 1 1 1 1	DD	O O O O O
Inherited Attribute	interchange_format columns row_bytes rows	1 1 1 1	ASCII	R
Association	has_Column has_Index_Columns	1..* 1..8	Column Index_Column	O
Inherited Association	none			
Referenced from	Tagged_Index_Table			

9.29 Line_Suffix

Root Class: Data_Object_Description

Class Description: The Line_Suffix class describes the properties of the Line Suffix plane. The Line Suffix plane is also known as the "Bottomplane".

	Entity	Card	Value/Class	Ind
Hierarchy	Data_Object_Description . DO_Child_Data . . Line_Suffix			
Subclass	none			
Attribute	bit_mask suffix_base suffix_high_instr_sat suffix_high_repr_sat suffix_item_bytes suffix_item_type suffix_low_instr_sat suffix_low_repr_sat suffix_multiplier suffix_name suffix_null suffix_unit suffix_valid_minimum	1 1 1 1 1 1 1 1 1 1 1 1 1	 DD DD DD DD DD DD DD DD DD	O O O O O O O O O
Inherited Attribute	none			
Association	none			
Inherited Association	none			
Referenced from	Spectral_Qube			

9.30 Palette

Root Class: Data_Object_Description

Class Description: The Palette class describes a sub-class of the Table that contains entries which represent color table assignments for values (i.e., Samples) contained in an Image.

	Entity	Card	Value/Class	Ind
Hierarchy	Data_Object_Description . DO_Taggable . . DO_Supplemental . . . Palette			
Subclass	none			
Attribute	PSDD columns description interchange_format name row_bytes rows	1..* 1 1 1 1 1 1	DD	O O O
Inherited Attribute	none			
Association	has_Column	1..*	Column	
Inherited Association	none			
Referenced from	File_Explicit Tagged_Palette			

9.31 Parameters

Root Class: Data_Object_Description

Class Description: The Parameter class describes a group of related parameters within a data product label.

	Entity	Card	Value/Class	Ind
Hierarchy	Data_Object_Description . DO_Child_Data . . Parameters			
Subclass	none			
Attribute	PSDD	1..*		O
Inherited Attribute	none			
Association	none			
Inherited Association	none			
Referenced from	none			

9.32 Qube

Root Class: Data_Object_Description

Class Description: The generalized Qube class describes a multidimensional array of sample values in multiple dimensions. Qubes of one to three dimensions may have optional suffix areas in each axis.

areas in each axis of a Qube. When used, the name of the axis (e.g. Sample, Line, or Band) are used to create uniquely named suffix attributes.

	Entity	Card	Value/Class	Ind
Hierarchy	Data_Object_Description . DO_Child_Data . . Qube_Suffix			
Subclass	none			
Attribute	xxx_high_instr_sat xxx_high_repr_sat xxx_low_instr_sat xxx_low_repr_sat xxx_suffix_base xxx_suffix_item_bytes xxx_suffix_item_type xxx_suffix_multiplier xxx_suffix_name xxx_suffix_null xxx_suffix_unit xxx_suffix_valid_minimum	1 1 1 1 1 1 1 1 1 1 1 1		
Inherited Attribute	none			
Association	none			
Inherited Association	none			
Referenced from	Qube			

9.34 SPICE_Kernel

Root Class: Data_Object_Description

Class Description: SPICE Kernel is a data file containing navigation and other ancillary data. Different types of SPICE kernels store different kinds of navigation and ancillary information. Some kernels are binary files while the others are text files. SPICE kernels are used in conjunction with SPICE Toolkit software to compute observation geometry. The internal format of SPICE kernels is defined by the Navigation and Ancillary Information Facility (NAIF).

	Entity	Card	Value/Class	Ind
Hierarchy	Data_Object_Description . DO_Tagable . . DO_Core_Data . . . SPICE_Kernel			
Subclass	none			
Attribute	PSDD description interchange.format kernel.type	1..* 1 1 1	DD DD	O
Inherited Attribute	none			
Association	none			
Inherited Association	none			
Referenced from	File_Explicit Tagged_SPICE_Kernel			

9.35 Sample_Suffix

Root Class: Data_Object_Description

Class Description: The Sample_Suffix class describes the properties of the Sample Suffix plane. The Sample Suffix plane is also known as the "Sideplane".

	Entity	Card	Value/Class	Ind
Hierarchy	Data_Object_Description . DO_Child_Data . . Sample_Suffix			
Subclass	none			
Attribute	bit_mask suffix_base suffix_high_instr_sat suffix_high_repr_sat suffix_item_bytes suffix_item_type suffix_low_instr_sat suffix_low_repr_sat suffix_multiplier suffix_name suffix_null suffix_unit suffix_valid_minimum	1 1 1 1 1 1 1 1 1 1 1 1 1	 DD DD DD DD DD DD DD DD DD	O O O O O O O O O
Inherited Attribute	none			
Association	none			
Inherited Association	none			
Referenced from	Spectral_Qube			

9.36 Series

Root Class: Data_Object_Description

Class Description: The Series class describes a sub-class of Table. It is used for storing a sequence of measurements organized in a specific way (e.g., chronologically, by radial distance, etc.). The Series class uses the same physical format specification as the Table with additional sampling parameter information describing the variation between elements in the series.

	Entity	Card	Value/Class	Ind
Hierarchy	Data_Object_Description . DO_Tagable . . DO_Core_Data . . . Table_Base Table Series			
Subclass	none			
Attribute	derived_maximum derived_minimum maximum_sampling_parameter minimum_sampling_parameter sampling_parameter_interval sampling_parameter_name sampling_parameter_unit	1 1 1 1 1 1 1	 DD DD	 O O O O
Inherited Attribute	table_storage_type PSDD description interchange_format name row_prefix_bytes row_suffix_bytes columns row_bytes rows	none 1..* 1 1 1 1 1 1 1 1	DD DD 	R O O R O O O O O
Association	none			
Inherited Association	has_Column has_Container	1..* 1..*	Column Container	 O
Referenced from	File_Explicit Tagged_Series			

9.37 Spectral_Qube

Root Class: Data_Object_Description

Class Description: The Spectral_Qube class describes a three-dimensional structure with two spatial dimensions and one spectral dimension. In these three-dimensional structures, called "qubes", the axes have the interpretations "sample", "line", and "band", respectively.

	Entity	Card	Value/Class	Ind
Hierarchy	Data_Object_Description . DO_Taggable . . DO_Core_Data . . . Spectral_Qube			
Subclass	none			
Attribute	axes axis_name_pds3 core_base core_high_instr_saturation core_high_repr_saturation core_item_bytes core_item_type core_items core_low_instr_saturation core_low_repr_saturation core_multiplier core_name core_null core_unit core_valid_minimum isis_structure_version line_display_direction md5_checksum sample_display_direction suffix_bytes suffix_items	1 3 1 1 1 1 1 3 1 1 1 1 1 1 1 1 1 1 1 1 1 1 3	 DD DD DD DD DD DD DD DD DD DD DD DD DD DD	 O O O O
Inherited Attribute	none			
Association	has_Band_Bin has_Band_Suffix has_Line_Suffix has_Sample_Suffix refer_Image_Map_Projection	1 1 1 1 1	Band_Bin Band_Suffix Line_Suffix Sample_Suffix Image_Map_Projection	 O O O O O
Inherited Association	none			
Referenced from	File_Explicit Tagged_Spectral_Qube			

9.38 Spectrum

Root Class: Data_Object_Description

Class Description: The Spectrum class describes a sub-class of Table used for storing spectral measurements. The Spectrum class is assumed to have a number of measurements of the observation target taken in different spectral bands.

	Entity	Card	Value/Class	Ind
Hierarchy	Data_Object_Description . DO_Taggable . . DO_Core_Data . . . Table_Base Table Spectrum			
Subclass	none			
Attribute	derived_maximum derived_minimum maximum_sampling_parameter minimum_sampling_parameter sampling_parameter_interval sampling_parameter_name sampling_parameter_unit	1 1 1 1 1 1 1	 DD DD	O O O O O O O
Inherited Attribute	table_storage_type PSDD description interchange_format name row_prefix_bytes row_suffix_bytes columns row_bytes rows	none 1..* 1 1 1 1 1 1 1 1	DD DD 	R O O R O O O
Association	none			
Inherited Association	has_Column has_Container	1..* 1..*	Column Container	 O
Referenced from	File_Explicit Tagged_Spectrum			

9.39 Spreadsheet

Root Class: Data_Object_Description

Class Description: The Spreadsheet class describes a storage format in which the data rows are sparsely populated or field values have variable lengths.

	Entity	Card	Value/Class	Ind
Hierarchy	Data_Object_Description . DO_Taggable . . DO_Core_Data . . . Spreadsheet			
Subclass	none			
Attribute	PSDD description field_delimiter fields name row_bytes rows	1..* 1 1 1 1 1 1	DD	O O O
Inherited Attribute	none			
Association	has_Field	1..*	Field	
Inherited Association	none			
Referenced from	File_Explicit Tagged_Spreadsheet			

9.40 Table

Root Class: Data_Object_Description

Class Description: The Table class describes a table consisting of a fixed number of rows and columns. The columns have fixed length.

	Entity	Card	Value/Class	Ind
Hierarchy	Data_Object_Description . DO_Taggable . . DO_Core_Data . . . Table_Base Table			
Subclass	Spectrum Series			
Attribute	PSDD description name row_prefix_bytes row_suffix_bytes table_storage_type	1..* 1 1 1 1 1	 DD	O O O O O O
Inherited Attribute	interchange_format columns row_bytes rows	1 1 1 1	DD	R
Association	has_Column has_Container	1..* 1..*	Column Container	O
Inherited Association	none			
Referenced from	File_Explicit Tagged_Table			

9.41 Table_Base

Root Class: Data_Object_Description

Class Description: The Table_Base class is an abstract class used to create table subclasses.

	Entity	Card	Value/Class	Ind
Hierarchy	Data_Object_Description . DO_Taggable . . DO_Core_Data . . . Table_Base			
Subclass	Table Gazetteer_Table Index_Table			
Attribute	columns interchange.format row_bytes rows	1 1 1 1	DD	
Inherited Attribute	none			
Association	none			
Inherited Association	none			
Referenced from	none			

9.42 Text

Root Class: Data_Object_Description

Class Description: The Text class describes a file which contains plain text. It is most often used in an attached label, so that the text begins immediately after the END statement of the label.

	Entity	Card	Value/Class	Ind
Hierarchy	Data_Object_Description . DO_Taggable . . DO_Core_Other . . . Text			
Subclass	none			
Attribute	PSDD interchange.format note publication_date	1..* 1 1 1	DD	O O
Inherited Attribute	none			
Association	none			
Inherited Association	none			
Referenced from	File_Explicit Tagged_Text			

10 Tagged Data Classes

This section provides the classes that define the key building blocks of a data product. It includes the classes that link a data description to a data object.

The Label Class hierarchy is illustrated in the following diagram. This diagram presents the subclass relation for each class in a hierarchical (tree) format, providing a visual representation of the classes in relation to their parent classes.

```
+ Tagged_Data_Object
+ + TDO_Core
+ + + Tagged_Array
+ + + Tagged_Collection
+ + + Tagged_Image
+ + + Tagged_Qube
+ + + Tagged_SPICE_Kernel
+ + + Tagged_Spectral_Qube
+ + + Tagged_Spreadsheet
+ + + Tagged_Table
+ + + + Tagged_Series
+ + + + Tagged_Spectrum
+ + TDO_Other
+ + + Tagged_Document
+ + + Tagged_Gazetteer_Table
+ + + Tagged_Index_Table
+ + + Tagged_Text
+ + TDO_Supplemental
+ + + Tagged_Header
+ + + Tagged_Histogram
+ + + Tagged_History
+ + + Tagged_Palette
+ + Tagged_File_Explicit
+ + Tagged_File_Implicit
+ + + Tagged_File_Implicit_Document
```

The class hierarchy above includes 25 unique classes.

The classes are illustrated using a Unified Modeling Language (UML) class hierarchy diagram in Figure 5. This diagram defines the tagged data classes. The following sections present the classes in a table format. The table includes the class hierarchy, class attributes, and class associations. The class attributes and associations listed include both those used to define the class and those inherited from parent classes. Cardinalities are provided where appropriate.

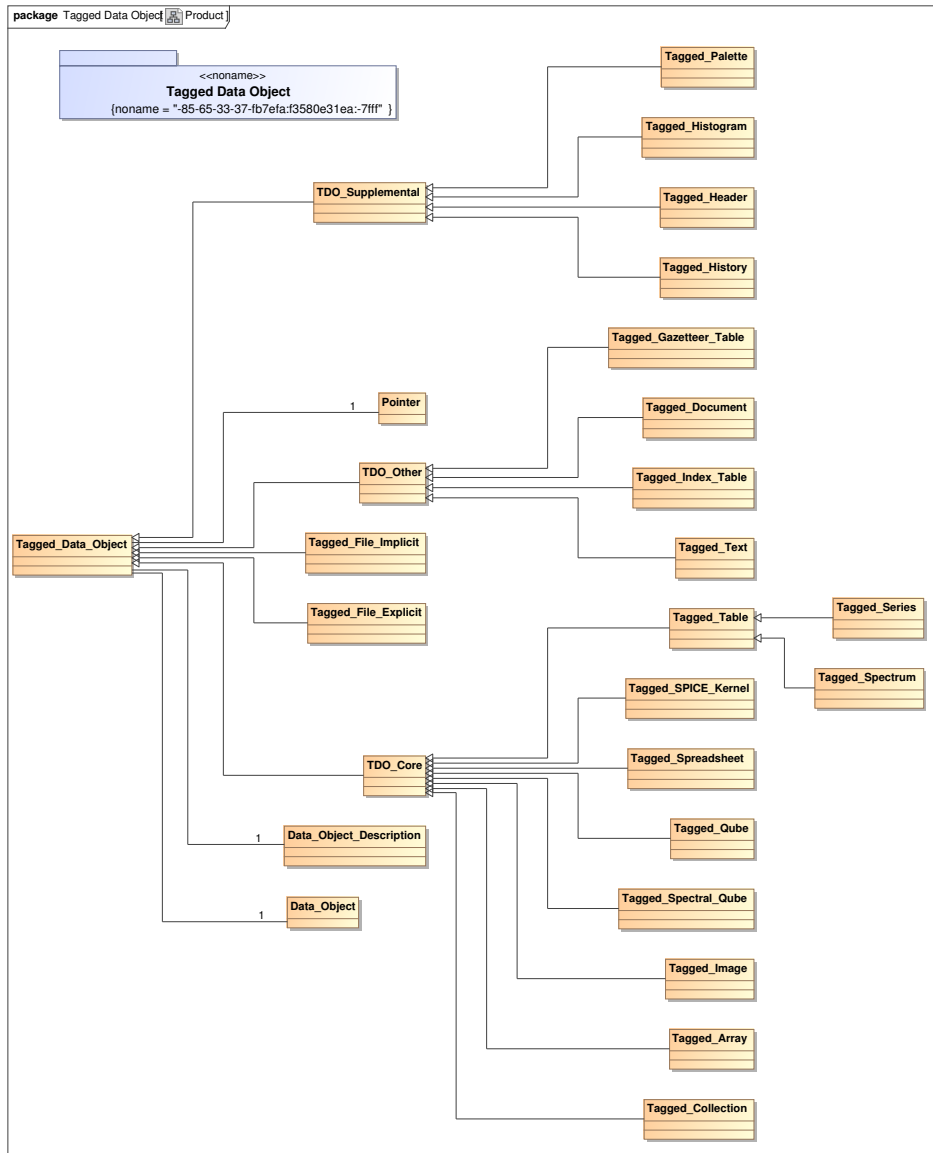


Figure 4: Tagged Data Object UML Class Diagram

10.1 TDO_Core

Root Class: Tagged_Data_Object

Class Description: This abstract class is the parent of the core tagged_data_objects.

	Entity	Card	Value/Class	Ind
Hierarchy	Tagged_Data_Object . TDO_Core			
Subclass	Tagged_SPICE_Kernel Tagged_Image Tagged_Array Tagged_Collection Tagged_Spectral_Qube Tagged_Qube Tagged_Table Tagged_Spreadsheet			
Attribute	none			
Inherited Attribute	none			
Association	none			
Inherited Association	has_Data_Object_Description has_Data_Object has_Pointer	1 1 1	DO_Core.Data Data_Object Pointer	R
Referenced from	Tagged_File_Explicit Tagged_File_Implicit			

10.2 TDO_Other

Root Class: Tagged_Data_Object

Class Description: This abstract class is the parent of the non-core tagged_data_objects.

	Entity	Card	Value/Class	Ind
Hierarchy	Tagged_Data_Object . TDO_Other			
Subclass	Tagged_Document Tagged_Text Tagged_Gazetteer_Table Tagged_Index_Table			
Attribute	none			
Inherited Attribute	none			
Association	none			
Inherited Association	has_Data_Object_Description has_Data_Object has_Pointer	1 1 1	DO_Core.Other Data_Object Pointer	R
Referenced from	Tagged_File_Explicit Tagged_File_Implicit			

10.3 TDO_Supplemental

Root Class: Tagged_Data_Object

Class Description: This abstract class is the parent of the non-core tagged_data_objects that are used to supplement core tagged_data_objects.

	Entity	Card	Value/Class	Ind
Hierarchy	Tagged_Data_Object . TDO_Supplemental			
Subclass	Tagged_History Tagged_Palette Tagged_Header Tagged_Histogram			
Attribute	none			
Inherited Attribute	none			
Association	none			
Inherited Association	has_Data_Object_Description has_Data_Object has_Pointer	1 1 1	DO_Supplemental Data_Object Pointer	R
Referenced from	Tagged_File_Explicit Tagged_File_Implicit			

10.4 Tagged_Array

Root Class: Tagged_Data_Object

Class Description: A tagged Array data object consists of a data object in association with an Array data object description and a pointer to the data object.

	Entity	Card	Value/Class	Ind
Hierarchy	Tagged_Data_Object . TDO_Core . . Tagged_Array			
Subclass	none			
Attribute	none			
Inherited Attribute	none			
Association	none			
Inherited Association	has_Data_Object_Description	1	Array	R
	has_Pointer	1	Data_Object_Pointer	R
	has_Data_Object	1	Data_Object	
Referenced from	none			

10.5 Tagged_Collection

Root Class: Tagged_Data_Object

Class Description: A tagged Collection data object consists of a data object in association with a Collection data object description and a pointer to the data object.

	Entity	Card	Value/Class	Ind
Hierarchy	Tagged_Data_Object . TDO_Core . . Tagged_Collection			
Subclass	none			
Attribute	none			
Inherited Attribute	none			
Association	none			
Inherited Association	has_Data_Object_Description	1	Collection	R
	has_Pointer	1	Data_Object_Pointer	R
	has_Data_Object	1	Data_Object	
Referenced from	none			

10.6 Tagged_Data_Object

Root Class: Tagged_Data_Object

Class Description: A tagged data object consists of a data object in association with a data object description and a pointer to the data object.

	Entity	Card	Value/Class	Ind
Hierarchy	Tagged_Data_Object			
Subclass	Tagged_File_Implicit Tagged_File_Explicit TDO_Other TDO_Supplemental TDO_Core			
Attribute	none			
Inherited Attribute	none			
Association	has_Data_Object has_Data_Object_Description has_Pointer	1 1 1	Data_Object DO_Taggable Pointer	
Inherited Association	none			
Referenced from	none			

10.7 Tagged_Document

Root Class: Tagged_Data_Object

Class Description: A tagged Document data object consists of a data object in association with a Document data object description and a pointer to one or more data objects.

	Entity	Card	Value/Class	Ind
Hierarchy	Tagged_Data_Object . TDO_Other . . Tagged_Document			
Subclass	none			
Attribute	none			
Inherited Attribute	none			
Association	none			
Inherited Association	has_Data_Object has_Data_Object_Description has_Pointer	1 1 1	Data_Object Document File_Pointer	 R R
Referenced from	Tagged_File_Implicit_Document			

10.8 Tagged_File_Explicit

Root Class: Tagged_Data_Object

Class Description: A Tagged File Explicit data object consists of a data object in association with a File Explicit data object description. It is also associated with other Tagged Data Objects.

	Entity	Card	Value/Class	Ind
Hierarchy	Tagged_Data_Object . Tagged_File_Explicit			
Subclass	none			
Attribute	none			
Inherited Attribute	none			
Association	has_TDO	1..*	TDO_Other TDO_Core TDO_Supplemental	O
Inherited Association	has_Data_Object has_Data_Object_Description has_Pointer	1 1 1	Data_Object File_Explicit File_Pointer	R R R
Referenced from	Data_Product_Combined_Detached			

10.9 Tagged_File_Implicit

Root Class: Tagged_Data_Object

Class Description: A Tagged File Implicit data object consists of a data object in association with a File Implicit data object description. It is also associated with other Tagged Data Objects.

	Entity	Card	Value/Class	Ind
Hierarchy	Tagged_Data_Object . Tagged_File_Implicit			
Subclass	Tagged_File_Implicit_Document			
Attribute	none			
Inherited Attribute	none			
Association	has_TDO	1..*	TDO_Other TDO_Core TDO_Supplemental	
Inherited Association	has_Data_Object has_Pointer has_Data_Object_Description	1 1 1	Data_Object Pointer File_Implicit	R
Referenced from	Data_Product			

10.10 Tagged_File_Implicit_Document

Root Class: Tagged_Data_Object

Class Description: A Tagged File Implicit Document data object consists of a data object in association with a File Implicit data object description. It is also associated with Tagged Document files.

	Entity	Card	Value/Class	Ind
Hierarchy	Tagged_Data_Object . Tagged_File_Implicit . . Tagged_File_Implicit_Document			
Subclass	none			
Attribute	none			
Inherited Attribute	none			
Association	none			
Inherited Association	has_Data_Object has_Pointer has_Data_Object_Description has_TDO	1 1 1 1..*	Data_Object Pointer File_Implicit Tagged_Document	 R R
Referenced from	Data_Product_Document			

10.11 Tagged_Gazetteer_Table

Root Class: Tagged_Data_Object

Class Description: A tagged Gazetteer Table data object consists of a data object in association with a Gazetteer Table data object description and a pointer to the data object.

	Entity	Card	Value/Class	Ind
Hierarchy	Tagged_Data_Object . TDO_Other . . Tagged_Gazetteer_Table			
Subclass	none			
Attribute	none			
Inherited Attribute	none			
Association	none			
Inherited Association	has_Data_Object has_Data_Object_Description has_Pointer	1 1 1	Data_Object Gazetteer_Table Data_Object_Pointer	 R R
Referenced from	none			

10.12 Tagged_Header

Root Class: Tagged_Data_Object

Class Description: A tagged Header data object consists of a data object in association with a Header data object description and a pointer to the data object.

	Entity	Card	Value/Class	Ind
Hierarchy	Tagged_Data_Object . TDO_Supplemental . . Tagged_Header			
Subclass	none			
Attribute	none			
Inherited Attribute	none			
Association	none			
Inherited Association	has_Data_Object has_Data_Object_Description has_Pointer	1 1 1	Data_Object Header Data_Object_Pointer	 R R
Referenced from	none			

10.13 Tagged_Histogram

Root Class: Tagged_Data_Object

Class Description: A tagged Histogram data object consists of a data object in association with a Histogram data object description and a pointer to the data object.

	Entity	Card	Value/Class	Ind
Hierarchy	Tagged_Data_Object . TDO_Supplemental . . Tagged_Histogram			
Subclass	none			
Attribute	none			
Inherited Attribute	none			
Association	none			
Inherited Association	has_Data_Object has_Data_Object_Description has_Pointer	1 1 1	Data_Object Histogram Data_Object_Pointer	 R R
Referenced from	none			

10.14 Tagged_History

Root Class: Tagged_Data_Object

Class Description: A tagged History data object consists of a data object in association with a History data object description and a pointer to the data object.

	Entity	Card	Value/Class	Ind
Hierarchy	Tagged_Data_Object . TDO_Supplemental . . Tagged_History			
Subclass	none			
Attribute	none			
Inherited Attribute	none			
Association	none			
Inherited Association	has_Data_Object has_Pointer has_Data_Object_Description	1 1 1	Data_Object Pointer History	 R
Referenced from	none			

10.15 Tagged_Image

Root Class: Tagged_Data_Object

Class Description: A tagged Image data object consists of a data object in association with an Image data object description and a pointer to the data object.

	Entity	Card	Value/Class	Ind
Hierarchy	Tagged_Data_Object . TDO_Core . . Tagged_Image			
Subclass	none			
Attribute	none			
Inherited Attribute	none			
Association	none			
Inherited Association	has_Data_Object has_Data_Object_Description has_Pointer	1 1 1	Data_Object Image Data_Object_Pointer	 R R
Referenced from	none			

10.16 Tagged_Index_Table

Root Class: Tagged_Data_Object

Class Description: A tagged Index Table data object consists of a data object in association with an Index Table data object description and a pointer to the data object.

	Entity	Card	Value/Class	Ind
Hierarchy	Tagged_Data_Object . TDO_Other . . Tagged_Index_Table			
Subclass	none			
Attribute	none			
Inherited Attribute	none			
Association	none			
Inherited Association	has_Data_Object has_Data_Object_Description has_Pointer	1 1 1	Data_Object Index_Table Data_Object_Pointer	 R R
Referenced from	none			

10.17 Tagged_Palette

Root Class: Tagged_Data_Object

Class Description: A tagged Palette data object consists of a data object in association with a Palette data object description and a pointer to the data object.

	Entity	Card	Value/Class	Ind
Hierarchy	Tagged_Data_Object . TDO_Supplemental . . Tagged_Palette			
Subclass	none			
Attribute	none			
Inherited Attribute	none			
Association	none			
Inherited Association	has_Data_Object has_Data_Object_Description has_Pointer	1 1 1	Data_Object Palette Data_Object_Pointer	 R R
Referenced from	none			

10.18 Tagged_Qube

Root Class: Tagged_Data_Object

Class Description: A tagged Qube data object consists of a data object in association with a QUBE data object description and a pointer to the data object.

	Entity	Card	Value/Class	Ind
Hierarchy	Tagged_Data_Object . TDO_Core . . Tagged_Qube			
Subclass	none			
Attribute	none			
Inherited Attribute	none			
Association	none			
Inherited Association	has_Data_Object has_Data_Object_Description has_Pointer	1 1 1	Data_Object Qube Data_Object_Pointer	 R R
Referenced from	none			

10.19 Tagged_SPICE_Kernel

Root Class: Tagged_Data_Object

Class Description: A tagged SPICE Kernel data object consists of a data object in association with a SPICE Kernel data object description.

	Entity	Card	Value/Class	Ind
Hierarchy	Tagged_Data_Object . TDO_Core . . Tagged_SPICE_Kernel			
Subclass	none			
Attribute	none			
Inherited Attribute	none			
Association	none			
Inherited Association	has_Data_Object has_Data_Object_Description has_Pointer	1 1 1	Data_Object SPICE_Kernel Data_Object_Pointer	 R R
Referenced from	none			

10.20 Tagged_Series

Root Class: Tagged_Data_Object

Class Description: A tagged Series data object consists of a data object in association with a Series data object description and a pointer to the data object.

	Entity	Card	Value/Class	Ind
Hierarchy	Tagged_Data_Object . TDO_Core . . Tagged_Table . . . Tagged_Series			
Subclass	none			
Attribute	none			
Inherited Attribute	none			
Association	none			
Inherited Association	has_Data_Object has_Data_Object_Description has_Pointer	1 1 1	Data_Object Series Data_Object_Pointer	 R R
Referenced from	none			

10.21 Tagged_Spectral_Qube

Root Class: Tagged_Data_Object

Class Description: A tagged Spectral Qube data object consists of a data object in association with a Spectral Qube data object description and a pointer to the data object.

	Entity	Card	Value/Class	Ind
Hierarchy	Tagged_Data_Object . TDO_Core . . Tagged_Spectral_Qube			
Subclass	none			
Attribute	none			
Inherited Attribute	none			
Association	none			
Inherited Association	has_Data_Object has_Data_Object_Description has_Pointer	1 1 1	Data_Object Spectral_Qube Data_Object_Pointer	 R R
Referenced from	none			

10.22 Tagged_Spectrum

Root Class: Tagged_Data_Object

Class Description: A tagged Spectrum data object consists of a data object in association with a Spectrum data object description and a pointer to the data object.

	Entity	Card	Value/Class	Ind
Hierarchy	Tagged_Data_Object . TDO_Core . . Tagged_Table . . . Tagged_Spectrum			
Subclass	none			
Attribute	none			
Inherited Attribute	none			
Association	none			
Inherited Association	has_Data_Object has_Data_Object_Description has_Pointer	1 1 1	Data_Object Spectrum Data_Object_Pointer	 R R
Referenced from	none			

10.23 Tagged_Spreadsheet

Root Class: Tagged_Data_Object

Class Description: A tagged Spreadsheet data object consists of a data object in association with a Spreadsheet data object description and a pointer to the data object.

	Entity	Card	Value/Class	Ind
Hierarchy	Tagged_Data_Object . TDO_Core . . Tagged_Spreadsheet			
Subclass	none			
Attribute	none			
Inherited Attribute	none			
Association	none			
Inherited Association	has_Data_Object has_Data_Object_Description has_Pointer	1 1 1	Data_Object Spreadsheet Data_Object_Pointer	 R R
Referenced from	none			

10.24 Tagged_Table

Root Class: Tagged_Data_Object

Class Description: A tagged Table data object consists of a data object in association with a Table data object description and a pointer to the data object.

	Entity	Card	Value/Class	Ind
Hierarchy	Tagged_Data_Object . TDO_Core . . Tagged_Table			
Subclass	Tagged_Spectrum Tagged_Series			
Attribute	none			
Inherited Attribute	none			
Association	none			
Inherited Association	has_Data_Object has_Data_Object_Description has_Pointer	1 1 1	Data_Object Table Data_Object_Pointer	 R R
Referenced from	none			

10.25 Tagged_Text

Root Class: Tagged_Data_Object

Class Description: A tagged Text data object consists of a data object in association with a Text data object description.

	Entity	Card	Value/Class	Ind
Hierarchy	Tagged_Data_Object . TDO_Other . . Tagged_Text			
Subclass	none			
Attribute	none			
Inherited Attribute	none			
Association	none			
Inherited Association	has_Data_Object has_Pointer has_Data_Object_Description	1 1 1	Data_Object Pointer Text	 R
Referenced from	none			

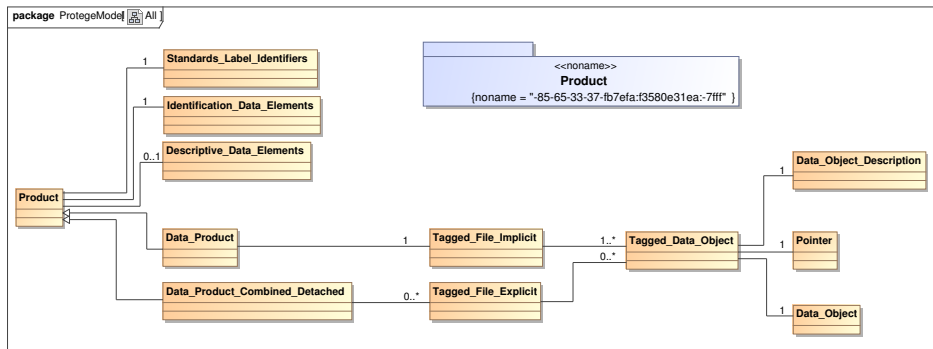


Figure 5: Product UML Class Diagram

11 Product Classes

This section provides a draft set of classes for products. It uses component classes to define the de facto set of product classes in PDS 3. The path from the product class to a specific tagged_data_object (e.g. Tagged_Image) is Product to Data Product to Tagged_File.Implicit to TDO_Core to Tagged_Image.

The Data Product Class hierarchy is illustrated in the following diagram. This diagram presents the subclass relation for each class in a hierarchical (tree) format, providing a visual representation of the classes in relation to their parent classes.

```

+ Product
+ + Data_Product
+ + Data_Product_Combined_Detached
+ + Data_Product_Document

```

The class hierarchy above includes 4 unique classes.

The data product classes are illustrated using a Unified Modeling Language (UML) Class Hierarchy diagram in Figure 6. This diagram defines the classes that comprise a data product. The following sections present the data product classes in a table format. The table includes the class hierarchy, class attributes, and class associations. The class attributes and associations listed include both those used to define the class and those inherited from parent classes. Cardinalities are provided where appropriate.

11.1 Data_Product

Root Class: Product

Class Description: At its simplest, a data product consists of a PDS

label and the data object that it describes. More complex data products may contain several mutually dependent data objects, a primary object and one or more secondary objects, or both. In all cases, a single label is used to describe all parts of the product (even if they are held in separate physical files). A single PRODUCT_ID value is defined for the entire set in that PDS label.

	Entity	Card	Value/Class	Ind
Hierarchy	Product . Data_Product			
Subclass	none			
Attribute	none			
Inherited Attribute	SFDU URI	1 1	SFDU	O O
Association	has_DCS has_TFI_TDO	1..* 1	Context_Supplemental Tagged_File_Implicit	O
Inherited Association	has_DDE has_IDE has_LSI	1 1 1	Descriptive_Data_Elements Identification_Data_Elements Label_Standards_Identifiers	O
Referenced from	none			

11.2 Data_Product_Combined_Detached

Root Class: Product

Class Description: A single PDS detached data product label file is used to describe the contents of more than one data product file. The combined detached label contains pointers to individual data products.

	Entity	Card	Value/Class
Hierarchy	Product . Data_Product_Combined_Detached		
Subclass	none		
Attribute	none		
Inherited Attribute	SFDU URI	1 1	SFDU
Association	has_TFE_TDO	1..*	Tagged_File_Explicit
Inherited Association	has_DDE has_IDE has_LSI	1 1 1	Descriptive_Data_Elements Identification_Data_Elements Label_Standards_Identifiers
Referenced from	none		

11.3 Data_Product_Document

Root Class: Product

Class Description: A Document Data Product consists of tagged Document files, label standard identifiers, identification data elements, and additional data elements and classes that describe the data product.

	Entity	Card	Value/Class
Hierarchy	Product . Data_Product_Document		
Subclass	none		
Attribute	none		
Inherited Attribute	SFDU URI	1 1	SFDU
Association	has_TFI_TDO	1	Tagged_File_Implicit_Document
Inherited Association	has_DDE has_IDE has_LSI	1 1 1	Descriptive_Data_Elements Identification_Data_Elements Label_Standards_Identifiers
Referenced from	none		

11.4 Product

Root Class: Product

Class Description: A product comprises at least one data object and descriptive information about that data object.

	Entity	Card	Value/Class
Hierarchy	Product		
Subclass	Data_Product Data_Product_Document Data_Product_Combined_Detached		
Attribute	SFDU URI	1 1	SFDU
Inherited Attribute	none		
Association	has_DDE has_IDE has_LSI	1 1 1	Descriptive_Data_Element Identification_Data_Elements Label_Standards_Identifier
Inherited Association	none		
Referenced from	Data_Set		

12 Context Description Classes

The catalog model defines the classes that exist in the planetary science community and that provide a context within which science data products are collected, located, and used. For example, the Mars Viking Digital Image Mosaic is a data set created from images that were collected by the two vidicon cameras that flew on the Viking Orbiters. The catalog model includes classes such as mission, instrument, and data set that are subsequently used to create objects that describe the Viking mission, the two Vidicon cameras, and the resulting data set. These objects and their relationships provide the context for the digital images collected.

The catalog class hierarchy is illustrated in the following diagram. This diagram presents the subclassOf relation for each class in a hierarchical (tree) format and provides a visual representation of the classes in relation to their parent classes.

```
+ Context_Description
+ + Context_Child
+ + + Software_Online
+ + Context_Core
+ + + Data_Set
+ + + Data_Set_Collection
+ + + Instrument
+ + + Instrument_Host
+ + + Mission
+ + + Node
+ + + Personnel
+ + + Reference
+ + + Software
+ + + Target
+ + + Volume
+ + Context_Supplemental
+ + + Catalog
+ + + Data_Producer
+ + + Data_Set_Map_Projection
+ + + Data_Supplier
+ + + Directory
+ + + Discipline_Description
+ + + Image_Map_Projection
```

The class hierarchy above includes 23 unique classes.

The catalog model is illustrated using the UML class hierarchy diagram in Figure 7. This diagram shows the classes that belong to the

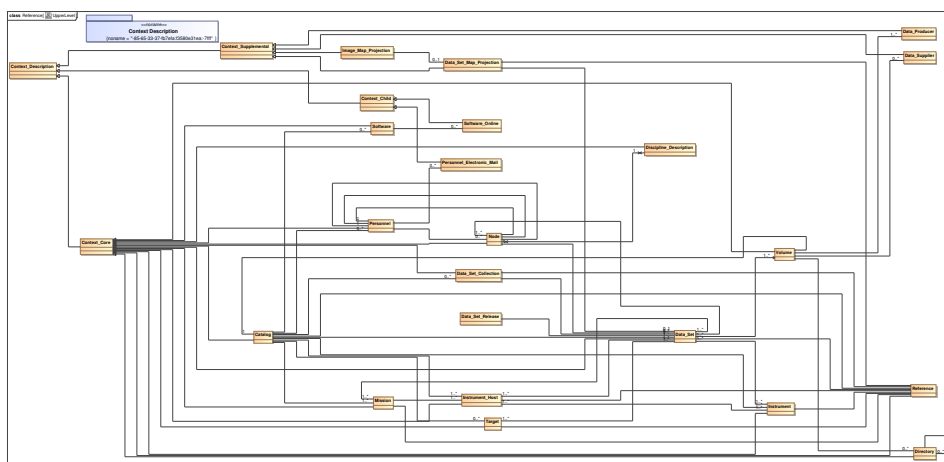


Figure 6: Context Description UML Class Diagram

planetary science domain and that provide a context in which scientific data products are collected, located, and used. The associations between classes are one directional. Inverse associations are defined when necessary. For example, to model the many-to-many relation between the data set and target classes, the has_Target association relates the data set class to the target class. The inverse, has_Target_I, relates the target class back to the data set class. The following sections present the catalog classes in a table format. The table includes the class hierarchy, class attributes, and class associations. The class attributes and associations listed include both those used to define the class and those inherited from parent classes. Cardinalities are provided where appropriate. The following sections present the catalog classes in a table format. The table includes the class hierarchy, class attributes, and class associations. The class attributes and associations listed include both those used to define the class and those inherited from parent classes. Cardinalities are provided where appropriate.

12.1 Catalog

Root Class: Context_Description

Class Description: The CATALOG object is used within a VOLUME object to reference the completed PDS high-level catalog object set. The catalog object set provides additional information related to the data sets on a volume.

	Entity	Card	Value/Class	Ind
Hierarchy	Context_Description . Context_Supplemental . . Catalog			
Subclass	none			
Attribute	PSDD data_set_id logical_volume_path_name logical_volumes	1..* 1..* 1..* 1..*	DD	O O O
Inherited Attribute	none			
Association	refer_Catalog_Data_Set refer_Catalog_Data_Set_Coll... refer_Catalog_Instrument refer_Catalog_Instrument_Host refer_Catalog_Mission refer_Catalog_Personnel refer_Catalog_References refer_Catalog_Target refer_Software	1..* 1..* 1..* 1..* 1..* 1..* 1..* 1..* 1..*	Data_Set Data_Set_Collection Instrument Instrument_Host Mission Personnel Reference Target Software	O O O O O O O O
Inherited Association	none			
Referenced from	Volume			

12.2 Context_Child

Root Class: Context_Description

Class Description: This abstract class is the parent for context classes that play the role of either child classes or repeating groups.

	Entity	Card	Value/Class	Ind
Hierarchy	Context_Description . Context_Child			
Subclass	Software_Online Personnel_Electronic_Mail			
Attribute	none			
Inherited Attribute	none			
Association	none			
Inherited Association	none			
Referenced from	none			

12.3 Context_Core

Root Class: Context_Description

Class Description: This abstract class is the parent class of the core context classes. Where data description classes describe data objects, con-

text classes describe other physical or conceptual things in the Planetary Science domain.

	Entity	Card	Value/Class	Ind
Hierarchy	Context_Description . Context_Core			
Subclass	Volume Mission Target Data_Set_Collection Software Personnel Node Reference Instrument Data_Set Instrument_Host			
Attribute	URI	1		0
Inherited Attribute	none			
Association	none			
Inherited Association	none			
Referenced from	none			

12.4 Context_Description

Root Class: Context_Description

Class Description: This abstract class is the parent class for all context classes. Where data description classes describe data objects, context classes describe other physical or conceptual things in the Planetary Science domain.

	Entity	Card	Value/Class	Ind
Hierarchy	Context_Description			
Subclass	Context_Core Context_Child Context_Supplemental			
Attribute	none			
Inherited Attribute	none			
Association	none			
Inherited Association	none			
Referenced from	none			

12.5 Context_Supplemental

Root Class: Context_Description

Class Description: This abstract class is the parent class for supplemental classes.

	Entity	Card	Value/Class	Ind
Hierarchy	Context_Description . Context_Supplemental			
Subclass	Data_Supplier Image_Map_Projection Data_Set_Map_Projection Catalog Data_Producer Directory Discipline_Description			
Attribute	none			
Inherited Attribute	none			
Association	none			
Inherited Association	none			
Referenced from	Data_Product			

12.6 Data_Producer

Root Class: Context_Description

Class Description: The DATA_PRODUCER object is used within a PDS object, such as VOLUME, to provide information about the producer of a PDS data set.

	Entity	Card	Value/Class	Ind
Hierarchy	Context_Description . Context_Supplemental . . Data_Producer			
Subclass	none			
Attribute	PSDD address_text discipline_name electronic_mail_id electronic_mail_type facility_name full_name node_institution_name node_name telephone_number	1..* 1 1 1 1 1 1 1 1 1	 DD DD DD DD DD	 O O O O O
Inherited Attribute	none			
Association	none			
Inherited Association	none			
Referenced from	Volume			

12.7 Data_Set

Root Class: Context_Description

Class Description: A collection of related data products.

[ANO:010_080204_001_DataSetProductMap]

	Entity	Card	Value/Class	Ind
Hierarchy	Context_Description . Context_Core . . Data_Set			
Subclass	none			
Attribute	abstract_desc archive_status citation_desc confidence_level_note data_object_type data_set_collection_member_flg data_set_desc data_set_id data_set_name data_set_release_date data_set_terse_desc detailed_catalog_flag instrument_host_id instrument_id_new mission_name producer_full_name reference_key_id start_time stop_time target_name	1 1 1 1 1 1 1 1 1 1 1 1 1..* 1..* 1..* 1 1..* 1 1 1..*	 DD DD DD DD DD DD DD	 O O
Inherited Attribute	URI	1		O
Association	curated_by distributed_by refer_Host refer_Instrument refer_Mission refer_Product_Implicit refer_Reference refer_Resource refer_Target refer_Volume	1 1..* 1..* 1..* 1..* 1..* 1..* 1..* 1..* 1..*	Node Node Instrument_Host Instrument Mission Product Reference Resource_Information Target Volume	 O
Inherited Association	none			
Referenced from	Catalog Data_Set_Collection Data_Set_Map_Projection Data_Set_Release IDE_Ancillary IDE_Earthbase IDE_Spacecraft Identification_Data_Elements Instrument Instrument_Host Inventory_Data_Set_Info Mission Node Resource_Information Target Volume			

12.8 Data_Set_Collection

Root Class: Context_Description

Class Description: A Data Set Collection is a set of Data Sets that have been selected for some specific purpose.

	Entity	Card	Value/Class	Ind
Hierarchy	Context_Description . Context_Core . . Data_Set_Collection			
Subclass	none			
Attribute	data_set_collection_desc data_set_collection_id data_set_collection_name data_set_collection_release_dt data_set_collection_usage_desc data_sets producer_full_name reference_key_id start_time stop_time	1 1 1 1 1 1 1 1..* 1 1	DD DD	O
Inherited Attribute	URI	1		O
Association	refer_Data_Set refer_Reference	1..* 1..*	Data_Set Reference	
Inherited Association	none			
Referenced from	Catalog			

12.9 Data_Set_Map_Projection

Root Class: Context_Description

Class Description: The IMAGE_MAP_PROJECTION object is one of two distinct objects that define the map projection used in creating the digital images in a PDS data set. The name of the other associated object that completes the definition is DATA_SET_MAP_PROJECTION. The map projection information resides in these two objects, essentially to reduce data redundancy and at the same time allow the inclusion of elements needed to process the data at the image level. Basically, static information that is applicable to the complete data set reside in the DATA_SET_MAP_PROJECTION object, while dynamic information that is applicable to the individual images reside in the IMAGE_MAP_PROJECTION object.

	Entity	Card	Value/Class	Ind
Hierarchy	Context_Description . Context_Supplemental . . Data_Set_Map_Projection			
Subclass	none			
Attribute	data_set_id map_projection_desc map_projection_type reference_key_id rotational_element_desc	1 1 1 1..* 1	DD DD	 O O O O
Inherited Attribute	none			
Association	refer_Data_Set_Projection refer_Reference_Projection	1 1	Data_Set Reference	O O
Inherited Association	none			
Referenced from	Image_Map_Projection			

12.10 Data_Supplier

Root Class: Context_Description

Class Description: The DATA_SUPPLIER object is used within a PDS object, such as VOLUME, to provide information about the supplier of a PDS data set.

	Entity	Card	Value/Class	Ind
Hierarchy	Context_Description . Context_Supplemental . . Data_Supplier			
Subclass	none			
Attribute	PSDD address_text discipline_name electronic_mail_id electronic_mail_type facility_name full_name node_institution_name node_name telephone_number	1..* 1 1 1 1 1 1 1 1 1	 DD DD DD DD DD DD	O O O
Inherited Attribute	none			
Association	none			
Inherited Association	none			
Referenced from	Volume			

12.11 Directory

Root Class: Context_Description

Class Description: The DIRECTORY object is used to define a hierarchical file organization on a linear (i.e., sequential) medium such as tape. The DIRECTORY object identifies all directories and subdirectories below the root level. It is a required sub-object of the VOLUME object for volumes delivered on sequential media.

	Entity	Card	Value/Class	Ind
Hierarchy	Context_Description . Context_Supplemental . . Directory			
Subclass	none			
Attribute	PSDD name record_type sequence_number	1..* 1 1 1	DD	O O O
Inherited Attribute	none			
Association	refer_Directory refer_File	1..* 1..*	Directory File_Explicit	O
Inherited Association	none			
Referenced from	Directory Volume			

12.12 Discipline_Description

Root Class: Context_Description

Class Description: The Discipline Description catalog object is completed for the submission of a scientific discipline description to the PDS.

	Entity	Card	Value/Class	Ind
Hierarchy	Context_Description . Context_Supplemental . . Discipline_Description			
Subclass	none			
Attribute	discipline_desc discipline_name	1 1	DD	
Inherited Attribute	none			
Association	none			
Inherited Association	none			
Referenced from	Node			

12.13 Image_Map_Projection

Root Class: Context_Description

Class Description: The IMAGE_MAP_PROJECTION object is one of two distinct objects that define the map projection used in creating the digital images in a PDS data set. The name of the other associated object that completes the definition is DATA_SET_MAP_PROJECTION. The map projection information resides in these two objects, essentially to reduce data redundancy and at the same time allow the inclusion of elements needed to process the data at the image level. Basically, static information that is applicable to the complete data set reside in the DATA_SET_MAP_PROJECTION object, while dynamic information that is applicable to the individual images reside in the IMAGE_MAP_PROJECTION object.

12.14 Instrument

Root Class: Context_Description

Class Description: An entity that collects data.

	Entity	Card	Value/Class	Ind
Hierarchy	Context_Description . Context_Core . . Instrument			
Subclass	none			
Attribute	instrument_desc instrument_host_id instrument_id_new instrument_name instrument_type reference_key_id	1 1..* 1 1 1 1..*	DD DD DD	O
Inherited Attribute	URI	1		O
Association	refer_Host_Instrument refer_Instrument_I refer_Reference	1..* 1..* 1..*	Instrument_Host Data_Set Reference	
Inherited Association	none			
Referenced from	Catalog Data_Set IDE_Ancillary IDE_Earthbase IDE_Spacecraft Identification_Data_Elements Instrument_Host			

12.15 Instrument_Host

Root Class: Context_Description

Class Description: An entity upon which an instrument is mounted.

	Entity	Card	Value/Class	Ind
Hierarchy	Context_Description . Context_Core . . Instrument_Host			
Subclass	none			
Attribute	instrument_host_desc instrument_host_id instrument_host_name instrument_host_type reference_key_id	1 1 1 1 1..*	DD DD SPACECRAFT EARTH_BASED ROVER DATA BASE	 O
Inherited Attribute	URI	1		O
Association	refer_Host_I refer_Host_Instrument_I refer_Reference	1..* 1..* 1..*	Data_Set Instrument Reference	
Inherited Association	none			
Referenced from	Catalog Data_Set IDE_Ancillary IDE_Earthbase IDE_Spacecraft Identification_Data.Elements Instrument Mission			

12.16 Mission

Root Class: Context_Description

Class Description: An entity responsible for managing a project directed toward the collection of data.

	Entity	Card	Value/Class	Ind
Hierarchy	Context_Description . Context_Core . . Mission			
Subclass	none			
Attribute	instrument_host_id mission_alias_name mission_desc mission_name mission_objectives_summary mission_start_date mission_stop_date reference_key_id	1..* 1 1 1 1 1 1 1..*	DD DD DD	
Inherited Attribute	URI	1		O
Association	refer_Mission_Host refer_Mission_I refer_Reference	1..* 1..* 1..*	Instrument_Host Data_Set Reference	
Inherited Association	none			
Referenced from	Catalog Data_Set			

12.17 Node

Root Class: Context_Description

Class Description: An entity responsible for the management of science data that is associated with a specific planetary science discipline.

	Entity	Card	Value/Class	Ind
Hierarchy	Context_Description . Context_Core . . Node			
Subclass	none			
Attribute	discipline_name node_desc node_id node_institution_name node_name	1 1 1 1 1	DD DD DD DD	
Inherited Attribute	URI	1		O
Association	curates da_contact_pds_users_id distributes node_manager_pds_users_id operations_contact_pds_user... refer_Discipline	1..* 1 1..* 1 1 1	Data_Set Personnel Data_Set Personnel Personnel Discipline_Description	
Inherited Association	none			
Referenced from	Data_Set Inventory Personnel			

12.18 Personnel

Root Class: Context_Description

Class Description: A person who has an association with the planetary science community.

	Entity	Card	Value/Class	Ind
Hierarchy	Context_Description . Context_Core . . Personnel			
Subclass	none			
Attribute	address_text alternate_telephone_number fax_number full_name last_name node_id node_institution_name pds_address_book_flag pds_affiliation pds_user_id registration_date telephone_number	1 1 1 1 1 1 1 1 1 1 1 1	DD DD DD	
Inherited Attribute	URI	1		O
Association	has_Electronic_Mail is_affiliated_with	1..* 1..*	Personnel_Electronic_Mail Node	O O
Inherited Association	none			
Referenced from	Catalog Node			

12.19 Reference

Root Class: Context_Description

Class Description: The REFERENCE catalog object is completed for each reference document.

	Entity	Card	Value/Class	Ind
Hierarchy	Context_Description . Context_Core . . Reference			
Subclass	none			
Attribute	reference_desc reference_key_id	1 1		
Inherited Attribute	URI	1		O
Association	none			
Inherited Association	none			
Referenced from	Catalog Data_Set Data_Set_Collection Data_Set_Map_Projection Instrument Instrument_Host Mission Target			

12.20 Software

Root Class: Context_Description

Class Description: The SOFTWARE catalog object provides general information about a software tool including description, availability information, and dependencies.

	Entity	Card	Value/Class	Ind
Hierarchy	Context_Description . Context_Core . . Software			
Subclass	none			
Attribute	data_format node_id pds_user_id required_storage_bytes software_desc software_id software_license_type software_name software_purpose software_version_id technical_support_type	1 1 1 1 1 1 1 1 1 1 1	DD DD DD DD DD DD	
Inherited Attribute	URI	1		O
Association	has_Software_Online	1..*	Software_Online	O
Inherited Association	none			
Referenced from	Catalog			

12.21 Software_Online

Root Class: Context_Description

Class Description: The SOFTWARE_ONLINE object, a sub-object of SOFTWARE catalog object, provides identifying information for each PDS node providing access to a particular SOFTWARE object.

	Entity	Card	Value/Class	Ind
Hierarchy	Context_Description . Context_Child . . Software_Online			
Subclass	none			
Attribute	node_id on_line_identification on_line_name platform protocol_type	1 1 1 1..* 1	DD DD DD	
Inherited Attribute	none			
Association	none			
Inherited Association	none			
Referenced from	Software			

12.22 Target

Root Class: Context_Description

Class Description: An entity which is the object of data collection.

	Entity	Card	Value/Class	Ind
Hierarchy	Context_Description . Context_Core . . Target			
Subclass	none			
Attribute	orbit_direction primary_body_name reference_key_id rotation_direction target_desc target_name target_type	1 1 1..* 1 1 1 1	DD DD DD DD DD	O
Inherited Attribute	URI	1		O
Association	refer_Reference refer_Target_I	1..* 1	Reference Data_Set	O
Inherited Association	none			
Referenced from	Catalog Data_Set IDE_Ancillary IDE_Earthbase IDE_Spacecraft Identification_Data_Elements			

12.23 Volume

Root Class: Context_Description

Class Description: The VOLUME object describes a physical or logical unit used to store or distribute data products that contain directories and files.

	Entity	Card	Value/Class	Ind
Hierarchy	Context_Description . Context_Core . . Volume			
Subclass	none			
Attribute	PSDD block_bytes data_set_collection_id data_set_id description files hardware_model_id logical_volume_path_name logical_volumes medium_format medium_type note operating_system_id product_type publication_date transfer_command_text volume_format volume_id volume_insert_text volume_name volume_series_name volume_set_id volume_set_name volume_version_id volumes	1..* 1 1 1 1 1 1 1..* 1..* 1	 DD DD DD DD DD DD DD DD DD DD	O O O O
Inherited Attribute	URI	1		O
Association	refer_Catalog refer_Data.Producer refer_Data.Supplier refer_Directory refer_File refer_Volume.I	1 1..* 1..* 1..* 1..* 1..*	Catalog Data.Producer Data.Supplier Directory File_Explicit Data.Set	 O O O O O
Inherited Association	none			
Referenced from	Data_Set			

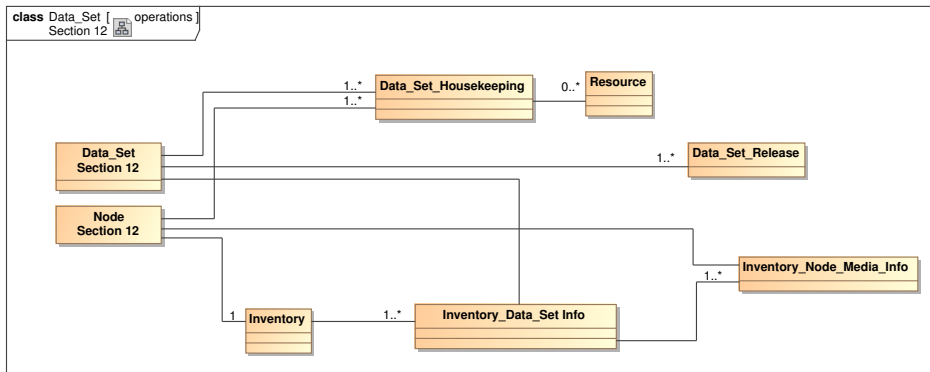


Figure 7: Operations UML Class Diagram

13 Operational Classes

This section provides the set of classes used for PDS operations. These classes include the data set release class that is used to notify users that data are available from the PDS and the inventory node media class that associates a data set with a PDS discipline node. The data set housekeeping and inventory classes were implemented for operations but were never defined as PDS Objects. They have been defined in this document.

The operations class hierarchy is illustrated in the following diagram. This diagram presents the subclassOf relation for each class using a hierarchical (tree) format, providing a visual representation of the classes in relation to their parent classes.

- + Operational_Description
- + + Data_Set_HouseKeeping
- + + Data_Set_Release
- + + Inventory
- + + Inventory_Data_Set_Info
- + + Inventory_Node_Media_Info
- + + Resource_Information

The class hierarchy above includes 7 unique classes.

The operations classes are illustrated using a Unified Modeling Language (UML) Class Hierarchy diagram in Figure 8. This diagram defines the classes that are used in an operational context. The following sections present the operations classes in a table format. The table includes the class hierarchy, class attributes, and class associations. The class attributes and associations listed include both those used to define the class and those inherited from parent classes. Cardinalities are provided where appropriate.

13.1 Data_Set_HouseKeeping

Root Class: Operational_Description

Class Description: The HouseKeeping class is used to associate discipline node resources to a data set.

	Entity	Card	Value/Class	Ind
Hierarchy	Operational_Description . Data_Set_HouseKeeping			
Subclass	none			
Attribute	curating_node_id data_set_id	1 1	DD DD	
Inherited Attribute	none			
Association	resource	1..*	Resource_Information	O
Inherited Association	none			
Referenced from	none			

13.2 Data_Set_Release

Root Class: Operational_Description

Class Description: The DATA_SET_RELEASE object provides information on the release of a data set or portion of a data set being made available for online access.

	Entity	Card	Value/Class	Ind
Hierarchy	Operational_Description . Data_Set_Release			
Subclass	none			
Attribute	archive_status data_provider_name data_set_id description distribution_type product_type release_date release_id release_medium release_parameter_text	1 1 1 1 1 1 1 1 1 1	DD DD DD	
Inherited Attribute	none			
Association	relates_to_data_set	1	Data_Set	
Inherited Association	none			
Referenced from	none			

13.3 Inventory

Root Class: Operational_Description

Class Description: One INVENTORY catalog object is completed for each node responsible for orderable data sets from the PDS catalog. This object provides the inventory information necessary to facilitate the ordering of these data sets.

	Entity	Card	Value/Class	Ind
Hierarchy	Operational_Description . Inventory			
Subclass	none			
Attribute	node_id	1	DD	
Inherited Attribute	none			
Association	has_Inventory_Data_Set_Info has_Node_Inventory	1..* 1	Inventory_Data_Set_Info Node	
Inherited Association	none			
Referenced from	none			

13.4 Inventory_Data_Set_Info

Root Class: Operational_Description

Class Description: The INVENTORY_DATA_SET_INFO object, sub-object of the INVENTORY catalog object, identifies a data set through the DATA_SET_ID. This object is repeated once for each orderable and cataloged PDS data set.

	Entity	Card	Value/Class	Ind
Hierarchy	Operational_Description . Inventory_Data_Set_Info			
Subclass	none			
Attribute	product_data_set_id	1		
Inherited Attribute	none			
Association	has_inventory_Node_Media_Info refer_Data_Set_Inventory	1..* 1	Inventory_Node_Media_Info Data_Set	
Inherited Association	none			
Referenced from	Inventory			

13.5 Inventory_Node_Media_Info

Root Class: Operational_Description

Class Description: The INVNODEMEDIA (Inventory Node Media Information) catalog object provides information about data set distribution medium, data set size, data set cost, and a maximum number of copies a Node is willing to distribute per medium for a PDS cataloged data set.

This catalog object is repeated for each type of distribution medium.

	Entity	Card	Value/Class	Ind
Hierarchy	Operational_Description . Inventory_Node_Media_Info			
Subclass	none			
Attribute	copies inventory_special_order_note medium_desc medium_type	1 1 1 1	DD	
Inherited Attribute	none			
Association	none			
Inherited Association	none			
Referenced from	Inventory_Data_Set_Info			

13.6 Operational_Description

Root Class: Operational_Description

Class Description: This abstract class is the parent of all classes used to describe operational things in the PDS.

	Entity	Card	Value/Class	Ind
Hierarchy	Operational_Description			
Subclass	Data_Set_HouseKeeping Data_Set_Release Inventory_Node_Media_Info Resource_Information Inventory_Data_Set_Info Inventory			
Attribute	none			
Inherited Attribute	none			
Association	none			
Inherited Association	none			
Referenced from	none			

13.7 Resource_Information

Root Class: Operational_Description

Class Description: An entity providing information about a PDS resource.

	Entity	Card	Value/Class	Ind
Hierarchy	Operational_Description . Resource_Information			
Subclass	none			
Attribute	description resource_class resource_id resource_link resource_name resource_status	1 1 1 1 1 1	DD unique_resource_id URI URL Text Text	
Inherited Attribute	none			
Association	refer_Resource_I	1	Data_Set	O
Inherited Association	none			
Referenced from	Data_Set Data_Set_HouseKeeping			

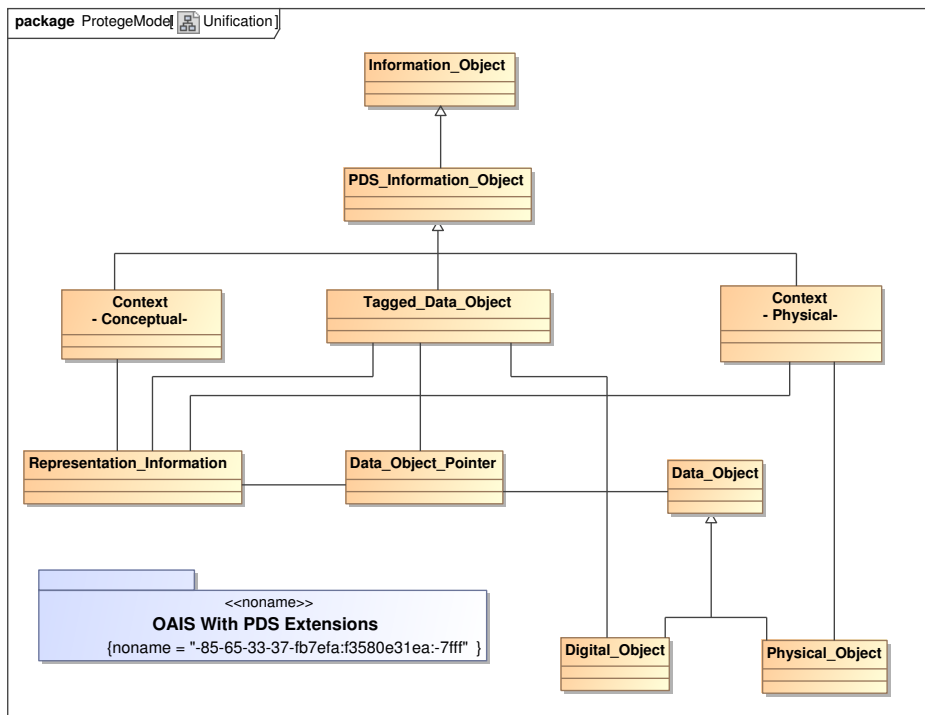


Figure 8: PDS Object Unification Using OAIS Information Object

14 Unification

This section presents the data model for the Information Object, a fundamental component of the Open Archival Information System (OAIS) Reference Model. The Information Object provides a model for the unification of PDS Objects under the PDS defined extensions, the PDS_Information_Object, the Tagged_Data_Object, and two Context classes.

15 Specification Dictionary

The Specification Dictionary provides the definitions of data elements and associations. The data elements are those that are used as class attributes in this specification. They represent a subset of those in the Planetary Science Data Dictionary. The associations are those that are defined and used in this specification.

PSDD The token PSDD implies that any data element in the data dictionary can be used.

SFDU TBD description

URI TBD description

a_axis_radius The a_axis_radius element provides the value of the semimajor axis of the ellipsoid that defines the approximate shape of a target body. 'A' is usually in the equatorial plane.

Type: real

Unit: km

abstract_desc The ABSTRACT_DESC contains an abstract for the product or DATA_SET_INFORMATION object in which it appears. It provides a string that may be used to provide an abstract for the product (data set) in a publication.

Type: character

abstract_text The abstract_text element provides a free-form, unlimited-length character string that gives a brief summary of a labeled document, differing from DESCRIPTION in that the text could be extracted for use in a bibliographic context.

Type: character

address_text The address_text data element provides an unlimited-length, formatted mailing address for an individual or institution.

Type: character

alternate_telephone_number The alternate_telephone_number data element provides an alternate telephone number for an individual or node. (Includes the area code.)

Type: character

archive_status The archive_status element provides the status of a data set that has been submitted for inclusion into the PDS archive. If a data set has been partially archived, the archive_status should be ACCUMULATING (e.g., this situation typically occurs when a data set is being produced over a period of time where portions of the data set may be archived, in lieu resolution, in peer-review, and under construction). The archive_status_note element is available to describe the archive_status value in finer detail. STANDARD VALUES IN QUEUE - Received at the curation node but no action has been taken by the

curation node. Use with caution. PRE PEER REVIEW - Being prepared for peer review under the direction of the curation node. Use with caution IN PEER REVIEW - Under peer review at the curation node but evaluation is not complete. Use with caution IN LIEN RESOLUTION - Peer review completed. Liens are in the process of being resolved. LOCALLY ARCHIVED - Passed peer reviewed with all liens resolved. Considered archived by the curation node but awaiting completion of the standard archiving process. Possible TBD items include the arrival of the archive volume at NSSDC and ingestion of catalog information into the Data Set Catalog. ARCHIVED - Passed peer review with all liens resolved. Available through the Data Set Catalog and at NSSDC. SUPERSEDED - Superseded by a new version of the data set. This implies that the data set is not to be used unless the requester has specific reasons. When a data set has been superseded the CN will notify NSSDC that their databases need to be updated to advise users of the new status and the location of the replacement data set. SAFED - Received by the PDS with no evaluation. Data will not be formally archived. ACCUMULATING - Portions, but not all, of a data set are in one or more phases of completion (e.g., portions of a data set have been archived while portions remain in lien resolution). Note: If a data set crosses multiple phases of completion, select the highest status level and use the modifier ACCUMULATING. The status is, for example, ARCHIVED-ACCUMULATING, meaning that part of the data set has been archived, but there remains portions of the data set in process. The ARCHIVE_STATUS_NOTE keyword can be used to provide more information. ACCUMULATING value may be used as a modifier to any of the above valid values (e.g., 'ACCUMULATING ARCHIVED', 'ACCUMULATING IN PEER REVIEW').

Type: character

Value: accumulating, archived, in_lien_resolution, in_peer_review, in_queue, locally_archived, pre_peer_review, saved, superseded

axes The axes element identifies the number of axes or dimensions of an array or cube data object.

Type: integer

axis_interval The axis_interval element identifies the spacing of value(s) for an ordered sequence of regularly sampled data objects along a defined axis. For example, a spectrum measured in the 0.4 to 3.5 micrometer spectral region at 0.1 micrometer intervals, but whose values are stored in decending order in an ARRAY object would have an axis_interval =

-0.1. For ARRAY objects with more than 1 axis, a sequence of values is used to identify the axis_interval associated with each axis_name.

Type: context_dependent

axis_items The axis_items element provides the dimension(s) of the axes of an array data object. For arrays with more than 1 dimension, this element provides a sequence of values corresponding to the number of axes specified. The rightmost item in the sequence corresponds to the most rapidly varying axis, by default.

Type: integer

axis_name_pds3 TBD description

axis_order_type The AXIS_ORDER_TYPE element is used to identify the storage order for elements of a multidimensional ARRAY object. The default storage order for an ARRAY object presumes the rightmost or last index of a sequence varies the fastest. This is the ordering used in the C programming language and is equivalent to ROW_MAJOR storage order for COLUMN elements within tables. Specifying an AXIS_ORDER_TYPE of FIRST_INDEX_FASTEST may be used for ARRAYS that must be labelled and referenced in the reverse, and is the ordering used in the Fortran programming language.

Type: identifier

Value: first_index_fastest, last_index_fastest

axis_start The axis_start element identifies the starting value(s) for an ordered sequence of regularly sampled data objects. For example, a spectrum that was measured in the 0.4 to 3.5 micrometer spectral region at 0.1 micrometer intervals, but whose values are stored in descending order would have axis_start = 3.5 and axis_interval = -0.1. For ARRAY objects with more than 1 axis, a sequence of values is used to identify the axis_start value for each dimension.

Type: context_dependent

axis_stop The axis_stop element identifies the ending value(s) for an ordered sequence of regularly sampled data objects. For example, a spectrum that was measured in the 0.4 to 3.5 micrometer spectral region at 0.1 micrometer intervals, but whose values are stored in descending order may have axis_stop = 0.4 and axis_interval = -0.1. For ARRAY objects with more than 1 axis, a sequence of values is used to identify the axis_stop value for each dimension.

Type: context_dependent

axis_unit_pds3 TBD description

b_axis_radius The b_axis_radius element provides the value of the intermediate axis of the ellipsoid that defines the approximate shape of a target body. 'B' is usually in the equatorial plane.

Type: real

Unit: km

band_bin_band_number TBD description

band_bin_base TBD description

band_bin_center The band_bin_center element of a Standard ISIS Qube provides the sequence of wavelengths describing the center of each 'bin' along the band axis of the qube. When describing data from a spectrometer, each wavelength corresponds to the peak of the response function for a particular detector and/or grating position.

Type: real

Unit: micron

band_bin_detector The band_bin_detector element of a Standard ISIS Qube provides the sequence of spectrometer detector numbers corresponding to the bands of the qube. Detector numbers are usually assigned consecutively from 1, in order of increasing wavelength.

Type: integer

band_bin_filter_number TBD description

band_bin_grating_position The band_bin_grating_position element of a Standard ISIS Qube provides the sequence of grating positions which correspond to the bands of the qube. Grating positions are usually assigned consecutively from 0, and increasing position causes increasing wavelength for each detector.

Type: integer

band_bin_multiplier TBD description

band_bin_original_band The `band_bin_original_band` element of a Standard ISIS Qube provides the sequence of band numbers in the qube relative to some original qube. In the original qube, the values are just consecutive integers beginning with 1. In a qube which contains a subset of the bands in the original qube, the values are the original sequence numbers from that qube.

Type: integer

band_bin_standard_deviation The `band_bin_standard_deviation` element of a Standard ISIS Qube provides the sequence of standard deviations of spectrometer measurements at the wavelengths of the bands in the qube.

Type: real

Unit: micron

band_bin_unit The `band_bin_unit` element of a Standard ISIS Qube identifies the scientific unit of the values of the `band_bin_center` element. Currently this must be MICROMETER, since `band_bin_center` must have wavelength values.

Type: character

Value: micrometer

band_bin_width The `band_bin_width` element of a Standard ISIS Qube provides the sequence of widths (at half height) of the spectrometer response functions at the wavelengths of the bands in the qube.

Type: real

Unit: micron

band_sequence The `band_sequence` element identifies the order in which spectral bands are stored in an image or other object. Note: In the PDS, this data element is used to identify the primary colors composing a true color image. The standard values that appear in sets of three support color image display. They are not appropriate for describing multi-spectral bands. For these, it is advisable to use the `sampling_parameter` keywords defined elsewhere in the PSDD.

Type: character

Value: (blue,_green,_red), (blue,_red,_green), (green,_blue,_red),
(green,_red,_blue), (red,_blue,_green), (red,_green,_blue)

band_storage_type The `band_storage_type` element indicates the storage sequence of lines, samples and bands in an image. The values describe, for example, how different samples are interleaved in image lines, or how samples from different bands are arranged sequentially. Example values: BAND SEQUENTIAL, SAMPLE INTERLEAVED, LINE INTERLEAVED.

Type: identifier

Value: band_sequential, line_interleaved, sample_interleaved

bands The BANDS element indicates the number of bands in an image or other object.

Type: integer

bit_data_type The `bit_data_type` element provides the data type for data values stored in the BIT_COLUMN or BIT_ELEMENT object. See also: data_type.

Type: identifier

Value: binary_coded_decimal, boolean, msb_integer,
msb_unsigned_integer, n/a, unsigned_integer

bit_mask The `bit_mask` element is a series of binary digits identifying the active bits in a value. This is determined by applying a bitwise AND (&) operation between the value and the `bit_mask`. For example, specifying a `BIT_MASK = 2#11110000#` within a 1 byte unsigned integer COLUMN or ELEMENT object would identify only the high-order 4 bits to be used for the value of the object. If other data elements are included in the object description that may be dependent on a `bit_mask` operation (e.g. DERIVED_MINIMUM, DERIVED_MAXIMUM, INVALID), the rule is to apply the `bit_mask` first, and then apply or interpret the data with the other values. Byte swapping, if required, should be performed prior to applying the `bit_mask`.

Type: non_decimal

bit_string The bit string.

bits The bits element identifies the count of bits, or units of binary information, in a data representation.

Type: integer

block_bytes The block_bytes element identifies the number of bytes per physical block used to record data files on magnetic tapes. Note: In the PDS, for portability the block_bytes element should be limited to a maximum value of 32767 for a tape volume.

Type: integer

bytes The bytes element indicates the number of bytes allocated for a particular data representation. When BYTES describes an object with variable length (e.g., FIELD), BYTES gives the maximum number of bytes allowed.

Type: integer

c_axis_radius The c_axis_radius element provides the value of the semiminor axis of the ellipsoid that defines the approximate shape of a target body. 'C' is normal to the plane defined by 'A' and 'B'.

Type: real

Unit: km

center_latitude The center_latitude element provides a reference latitude for certain map projections. For example, in an Orthographic projection, the center_latitude along with the center_longitude defines the point or tangency between the sphere of the planet and the plane of the projection. The map_scale (or map_resolution) is typically defined at the center_latitude and center_longitude. In unprojected images, center_latitude represents the latitude at the center of the image frame.

Type: real

Unit: deg

center_longitude The center_longitude element provides a reference longitude for certain map projections. For example, in an Orthographic projection, the center_longitude along with the center_latitude defines the point or tangency between the sphere of the planet and the plane of the projection. The map_scale (or map_resolution) is typically defined at the center_latitude and center_longitude. In unprojected images, center_longitude represents the longitude at the center of the image frame.

Type: real

Unit: deg

checksum The checksum element represents an unsigned 32-bit sum of all data values in a data object.

Type: integer

citation_desc The CITATION_DESC contains a citation for the product or DATA_SET_INFORMATION object in which it appears. It provides a string that may be used to cite the product (data set) in a publication. It should follow the standard citation order as outlined in Appendix B, Section 31.5.5.3.1 of the PDS Standards reference, which in turn follows established practice for scientific journals that cite electronic publications (e.g., AGU Reference citation format). The CITATION_DESC must contain sufficient information to locate the product or data set in the PDS archives. For example, the CITATION_DESC in a DATA_SET_INFORMATION object must contain the DATA_SET_ID; it will also likely contain VOLUME_ID information for the archive volumes, an author list, a release date, and so on as appropriate. Note that if CITATION_DESC is used within any product label within a data set, all product labels within that data set must also have a CITATION_DESC, even if they are only filled with 'N/A'. DATA_SET Example: CITATION_DESC = 'Levin, G.V., P.A. Strat, E.A. Guinness, P.G. Valko, J.H. King, and D.R. Williams, VL1/VL2 MARS LCS EXPERIMENT DATA RECORD V1.0, VL1/VL2-M-LCS-2-EDR-V1.0, NASA Planetary Data System, 2000.' Data Product Example: CITATION_DESC = 'Cunningham, C., MINOR PLANET INDEX TO SCIENTIFIC PAPERS, EAR-A-5-DDR-BIBLIOGRAPHY-V1.0:REFS-REFS-199409, NASA Planetary Data System, 1994.'

Type: character

collected_about Associated Target

collected_by Associated instrument

collected_in Associated data sets.

collected_on Associated Instrument Host

column_number The `column_number` element identifies the location of a specific column within a larger data object, such as a table. For tables consisting of rows ($i = 1, N$) and columns ($j = 1, M$), the `column_number` is the j -th index of any row.

Type: integer

columns The `columns` element represents the number of columns in each row of a data object. Note: In the PDS, the term 'columns' is synonymous with 'fields'.

Type: integer

confidence_level_note The `confidence_level_note` element is a text field which characterizes the reliability of data within a data set or the reliability of a particular programming algorithm or software component. Essentially, this note discusses the level of confidence in the accuracy of the data or in the ability of the software to produce accurate results.

Type: character

coordinate_system_name The `coordinate_system_name` element provides the full name of the coordinate system to which the state vectors are referenced. PDS has currently defined body-fixed rotating coordinate systems. The Planetocentric system has an origin at the center of mass of the body. The planetocentric latitude is the angle between the equatorial plane and a vector connecting the point of interest and the origin of the coordinate system. Latitudes are defined to be positive in the northern hemisphere of the body, where north is in the direction of Earth's angular momentum vector, i.e., pointing toward the hemisphere north of the solar system invariant plane. Longitudes increase toward the east, making the Planetocentric system right-handed. The Planetographic system has an origin at the center of mass of the body. The planetographic latitude is the angle between the equatorial plane and a vector through the point of interest, where the vector is normal to a biaxial ellipsoid reference surface. Planetographic longitude is defined to increase with time to an observer fixed in space above the

object of interest. Thus, for prograde rotators (rotating counter clockwise as seen from a fixed observer located in the hemisphere to the north of the solar system invariant plane), planetographic longitude increases toward the west. For a retrograde rotator, planetographic longitude increases toward the east. Note: If this data element is not present in the PDS Image Map Projection Object (for pre-V3.1 PDS Standards), the default coordinate system is assumed to be body-fixed rotating Planetographic.

Type: character

Value: apxs_frame, body_fixed_spherical_coords, earth-sun_line_cartes_coords, ecliptic_inertial_cart_coords, ecliptic_inertl_sphercl_coords, equatorial_inert_sphercl_coords, equatorial_inertial_cart_coord, jupiter_minus_system_iii, mast_frame, mb_frame, mean_inertial_hg_1950, mi_frame, neptune_west_longitude_system, non-rotating_spin_coordinates, planet_centered_cylindrical, planetocentric, planetographic, pvo_inertial_spacecraft_coords, pvo_spinning_spacecraft_coords, rat_frame, rover_frame, saturn_minus_longitude_system, sc_centered_ecliptic_coords, uranus_minus_longitude_system, uranus_west_longitude_system, ...

coordinate_system_type There are three basic types of coordinate systems: body-fixed rotating, body-fixed non-rotating and inertial. A body-fixed coordinate system is one associated with a body (e.g., planetary body or satellite). In contrast to inertial coordinate systems, a body-fixed coordinate system is centered on the body and rotates with the body (unless it is a non-rotating type). For the inertial coordinate system type, the coordinate system is fixed at some point in space. Note: If this data element is not present in the PDS Image Map Projection Object (for pre-V3.1 PDS Standards), the default coordinate system is assumed to be body-fixed rotating Planetographic.

Type: character

Value: body-fixed_non-rotating, body-fixed_rotating, inertial

copies The copies element provides the inventory software with the number of copies of an order that a node is willing to ship using a particular order.

Type: integer

core_base The `core_base` element, together with the `core_multiplier` element, describes the scaling performed on a 'true' data value to compute the value stored in the data object. It also defines the method for recovering the 'true' value: `'true'_value = base + multiplier * stored_value` In ISIS practice, the value of `core_base` is 0.0 for real core items, since scaling is not usually necessary for floating point data. Note: Base and multiplier correspond directly to the PDS standard data elements `OFFSET` and `SCALING_FACTOR`.

Type: real

core_high_instr_saturation The `core_high_instr_saturation` element identifies a special value whose presence indicates the measuring instrument was saturated at the high end. This value must be algebraically less than the value of the `core_valid_minimum` element. For Standard ISIS Qubes, a value has been chosen by ISIS convention. The general data type of this element is determined by the `core_item_type` element. If the latter is integer or unsigned integer, the general data type is integer. If `core_item_type` is real, the value will be hardware-specific (or rather floating-point-representation-specific) so that it may be specified exactly near the bottom of the allowable range of values. A non-decimal (hexadecimal) general data type is used for this purpose; e.g. `16#FFFCFFFF#` for a VAX.

Type: context_dependent

Value: -32765, `16#fffcfff#`, 3

core_high_repr_saturation The `core_high_repr_saturation` element identifies a special value whose presence indicates the true value cannot be represented in the chosen data type and length – in this case being above the allowable range – which may happen during conversion from another data type. This value must be algebraically less than the value of the `core_valid_minimum` element. For Standard ISIS Qubes, a value has been chosen by ISIS convention. The general data type of this element is determined by the `core_item_type` element. If the latter is integer or unsigned integer, the general data type is integer. If `core_item_type` is real, the value will be hardware-specific (or rather floating-point-representation-specific) so that it may be specified exactly near the bottom of the allowable range of values. A non-decimal (hexadecimal) general data type is used for this purpose; e.g. `16#FFFBFFFF#` for a VAX.

Type: context_dependent

Value: -32764, 16'fffbfff', 4

core_item_bytes The `core_item_bytes` element identifies the size in bytes of a core data value. It is the unit of the dimensions specified by the `core_items` element.

Type: integer

core_item_type The `core_item_type` element identifies the data type of a core data value. A hardware-specific prefix is used on this element for qubes whose core contains items of more than one byte. The current VAX/VMS implementation of ISIS allows three item types, additional types will be added for a forthcoming Sun/Unix implementation.

Type: identifier

Value: `ieee_real`, `integer`, `lsb_integer`, `lsb_unsigned_integer`, `msb_integer`, `msb_unsigned_integer`, `pc_real`, `unsigned_integer`, `vax_integer`, `vax_real`

core_items The `core_items` element provides the sequence of dimensions of the core of a qube data object. The size of the most frequently varying axis is given first. The number of items specified must be equal to the value of the `axes` element and the items must be listed in storage order. Each dimension is measured in units of the `core_item_bytes` element.

Type: integer

core_low_instr_saturation The `core_low_instr_saturation` element identifies a special value whose presence indicates the measuring instrument was saturated at the low end. This value must be algebraically less than the value of the `core_valid_minimum` element. For Standard ISIS Qubes, a value has been chosen by ISIS convention. The general data type of this element is determined by the `core_item_type` element. If the latter is integer or unsigned integer, the general data type is integer. If `core_item_type` is real, the value will be hardware-specific (or rather floating-point-representation-specific) so that it may be specified exactly near the bottom of the allowable range of values. A non-decimal (hexadecimal) general data type is used for this purpose; e.g. `16#FFFDFFFF#` for a VAX.

Type: context_dependent

Value: -32766, 16'ffdffff', 2

core_low_repr_saturation The `core_low_repr_saturation` element identifies a special value whose presence indicates the true value cannot be represented in the chosen data type and length – in this case being below the allowable range – which may happen during conversion from another data type. This value must be algebraically less than the value of the `core_valid_minimum` element. For Standard ISIS Qubes, a value has been chosen by ISIS convention. The general data type of this element is determined by the `core_item_type` element. If the latter is integer or unsigned integer, the general data type is integer. If `core_item_type` is real, the value will be hardware- specific (or rather floating-point-representation-specific) so that it may be specified exactly near the bottom of the allowable range of values. A non-decimal (hexadecimal) general data type is used for this purpose; e.g. `16#FF-FEFFFF#` for a VAX.

Type: context_dependent

Value: -32767, 1, `16'fffefff'`

core_multiplier The `core_multiplier` element, together with the `core_base` element, describes the scaling performed on a 'true' data value to compute the value stored in the data object. It also defines the method for recovering the 'true' value: `'true'_value = base + multiplier * stored_value` In ISIS practice, the value of `core_multiplier` is 1.0 for real core items, since scaling is not usually necessary for floating point data. Note: In the PDS, base and multiplier correspond directly to the data elements `OFFSET` and `SCALING_FACTOR`.

Type: real

core_name The `core_name` element identifies the scientific meaning of the values in the core of a qube data object; e.g. `SPECTRAL_RADIANCE` or `RAW_DATA_NUMBER`.

Type: character

Value: `brightness_temperature`, `calibrated_radiance`, `emissivity`, `ifgm`, `raw_data_number`, `raw_radiance`, `spectra`, `spectral_radiance`

core_null The `core_null` element identifies a special value whose presence indicates missing data. This value must be algebraically less than the value of the `core_valid_minimum` element. For Standard ISIS Qubes, the null value is chosen to be the algebraically smallest value allowed

by the `core_item_type` and `core_item_bytes` elements. The general data type of this element is determined by the `core_item_type` element. If the latter is integer or unsigned integer, the general data type is integer. If `core_item_type` is real, the value will be hardware-specific (or rather floating-point-representation-specific) so that it may be specified exactly at the bottom of the allowable range of values. A non-decimal (hexadecimal) general data type is used for this purpose; e.g. `16#FFFFFFFF#` for a VAX. Note: In the PDS, the `CORE_NULL` element corresponds directly to the data element `MISSING`.

Type: context_dependent

Value: -32768, 0, `16#ffffff#`

core_unit The `core_unit` element identifies the scientific unit of the values in the core of a cube data object; e.g. `'WATT*M**-2*SR**-1*uM**-1'` (for spectral radiance) or `'DIMENSIONLESS'` (for raw data number).

Type: character

Value: dimensionless, `watt*m**-2*sr**-1*um**-1`

core_valid_minimum The `core_valid_minimum` element identifies the minimum valid core value. Values algebraically less than this value are reserved for special values indicating missing data or various types of invalid data. The general data type of this element is determined by the `core_item_type` element. If the latter is integer or unsigned integer, the general data type is integer. If `core_item_type` is real, the value will be hardware-specific (or rather floating-point-representation-specific) so that it may be specified exactly near the bottom of the allowable range of values. A non-decimal (hexadecimal) general data type is used for this purpose; e.g. `16#FFEFFFFFFF#` for a VAX.

Type: context_dependent

Value: -32752, `16#ffefffff#`, 5

curated_by The `curated_by` slot provides the names of the node that curates the data set.

curates Associated data set.

curating_node_id The `curating_node_id` element provides the id of the node currently maintaining the data set or volume and is responsible for maintaining catalog information.

Type: character

Value: atmos, esa, geoscience, imaging, imaging-jpl, n/a, naif, nssdc, ppi-ucla, rad, rings, rs, sbn

da_contact_pds_users_id The da_contact slot indicates the person responsible for data administration.

data_format The data_format element supplies the name of the data format or language that was used to archive the science data that this software accesses.

Type: identifier

Value: compressed, fits, gif, hdf, jpeg, pds, pict, spice, vicar

data_object_type The data_object_type element identifies the data object type of a given set of data. Example values: IMAGE, MAP, SPECTRUM Note: Within the PDS, data object types are assigned according to the standards outlined in the PDS Standards Reference. Note: within AMMOS and only for the Magellan catalog, this element is used as an alias for data_set_id. The use of data_object_type as such provides backward compatibility with earlier AMMOS conventions. The use of this element as an alias for data_set_id is not recommended for any new tables. See data_set_id.

Type: identifier

Value: array, array_table, bit_column, collection, column, container, cube, element, file, fits_label, header, histogram, image, image_map_projection, index_table, map, n/a, occultation_profile, palette, qube, series, spectral_qube, spectrum, spice_kernel, spice_kernel, ...

data_provider_name The data_provider_name element provides the name of the individual responsible for providing the release object and data.

Type: character

data_set_collection_desc The data_set_collection_desc element describes the content and type of the related data sets contained in the collection.

Type: character

data_set_collection_id The data_set_collection_id element is a unique alphanumeric identifier for a collection of related data sets or data products. The data set collection is treated as a single unit, whose components are selected according to a specific scientific purpose. Components are related by observation type, discipline, target, time, or other classifications. Example value: PREMGN-E/L/H/M/V-4/5-RAD/GRAV-V1.0 Note: In the PDS, data set collection ids are constructed according to PDS nomenclature standards outlined in the in the Standards Reference.

Type: identifier

Value: grsfe-e-2/3/4/5-rdr-v1.0, ihw-c-2/3-chron-data-v1.0, ihw-c-2/3/4/5-spacecraft-data-v1.0, ihw-c-3-archive-addenda-select-data-v1.0, ihw-c-lc-2/3-v1.0, mgn-v-rss-5-occ-profiles-v1.0, model-m-ames-gcm-5-1977-4-seasons-v1.0, premgn-e/1/h/m/v-4/5-rad/grav-v1.0, sbnsc-ida/gaspra-7-v1.0, sl9-j/c-3-impact-events-select-data-v1.0, vg1/vg2-sr/ur/nr-1/2/4-occ-v1.0, vg1/vg2-sr/ur/nr-2/4-occ-v1.0

data_set_collection_member_flg The data_set_collection_member_flg element indicates whether or not a data set is a member of a data set collection.

Type: character

Value: n, y

data_set_collection_name The data_set_collection_name element provides the full name given to a collection of related data sets or data products. The data set collection is treated as a single unit, whose components are selected according to a specific scientific purpose. Components are related by observation type, discipline, target, time, or other classifications. Example value: PRE-MAGELLAN E/L/H/M/V 4/5 RADAR/GRAVITY DATA V1.0 Note: In the PDS, the data set collection name is constructed according to nomenclature standards outlined in the PDS Standards Reference.

Type: character

Value: ames_mars_general_circulation_model_5_1977_4_seasons_v1.0, geologic_remote_sensing_field_experiment_e_2/3/4/5_rdr_v1.0,

ihw_comet_halley_chronological_data_v1.0,
ihw_comet_lc_2/3_chronological_data_v1.0,
international-halley-watch-archive-addenda-select-data-v1.0,
international_halley_watch_spacecraft_cometary_data_v1.0,
magellan_v_rss_5_occultation_profiles_v1.0,
pre-magellan_e/l/h/m/v_4/5_radar/gravity_data_v1.0,
shoemaker-levy-9-jupiter-impact-events-select-data-v1.0,
special_collection_of_ida_&_gaspra_data_v1.0,
special_collection_of_ida_&_gaspra_data_v1.0,
vg1/vg2_sr/ur/nr_edited/resampled_ring_occultation_v1.0,
vg1/vg2_sr/ur/nr_raw/edited/resampled_ring_occultation_v1.0

data_set_collection_release_dt The `data_set_collection_release_dt` element provides the date when the data set collection was released for use. Formation rule: YYYY-MM-DD

Type: date

data_set_collection_usage_desc The `data_set_collection_usage_desc` element provides information required to use the data.

Type: character

data_set_desc The `data_set_desc` element describes the content and type of a data set and provides information required to use the data (such as binning information).

Type: character

data_set_id The `data_set_id` element is a unique alphanumeric identifier for a data set or a data product. The `data_set_id` value for a given data set or product is constructed according to flight project naming conventions. In most cases the `data_set_id` is an abbreviation of the `data_set_name`. Example value: MR9/VO1/VO2-M-ISS/VIS-5-CLOUD-V1.0. Note: In the PDS, the values for both `data_set_id` and `data_set_name` are constructed according to standards outlined in the Standards Reference.

Type: identifier

Value: a-5-ddr-astermag-v1.0, a-5-ddr-asteroid-spin-vectors-v3.0,
a-5-ddr-astnames-v1.0, a-5-ddr-pole-position-ref-v1.0,
a-5-ddr-pole-position-v1.0, a-5-ddr-taxonomy-v1.0,
arcb-l-rtls-3-70cm-v1.0, arcb-l-rtls-4-70cm-v1.0,

arcb-l-rtls-5-12.6cm-v1.0, arcb-v-rtls-4-12.6cm-v1.0,
arcb/gssr-m-rtls-5-model-v1.0, c130-e-asas-3-rdr-image-v1.0,
c130-e-tims-2-edr-image-v1.0, clem1-l-h-5-dim-mosaic-v1.0,
clem1-l-lidar-5-topo-v1.0, clem1-l-lwir-3-rdr-v1.0,
clem1-l-rss-1-bsr-v1.0, clem1-l-rss-5-bsr-v1.0,
clem1-l-rss-5-gravity-v1.0, clem1-l-spice-6-v1.0,
clem1-l-u-5-dim-basemap-v1.0, clem1-l-u-5-dim-uvvis-v1.0,
clem1-l/e/y-a/b/u/h/l/n-2-edr-v1.0, co-d-cda-3/4/5-dust-v1.0,
co-e/j/s/sw-caps-2-uncalibrated-v1.0, ...

data_set_name The `data_set_name` element provides the full name given to a data set or a data product. The `data_set_name` typically identifies the instrument that acquired the data, the target of that instrument, and the processing level of the data. Example value: MR9/VO1/VO2 MARS IMAGING SCIENCE SUBSYSTEM/VIS 5 CLOUD V1.0. See also: `data_set_id`. Note: In PDS, the `data_set_name` is constructed according to standards outlined in the Standards Reference. Note: This element is defined in the AMMOS Magellan catalog as an alias for `file_name` to provide backward compatibility

Type: character

Value: 120-color_lunar_nir_spectrophotometry_data_v1.0,
2001_mars_odyssey_radio_science_raw_data_set_-_ext_v1.0,
2001_mars_odyssey_radio_science_raw_data_set_-_v1.0,
24-color_asteroid_survey, 2mass_asteroid_and_comet_survey_v1.0,
52-color_asteroid_survey, 52_color_asteroid_survey_v1.0,
52_color_asteroid_survey_v2.0,
ames_mars_general_circulation_model_5_lat_lon_variables_v1.0,
ames_mars_general_circulation_model_5_lat_pres_variable_v1.0,
ames_mars_general_circulation_model_5_lat_time_variable_v1.0,
ames_mars_general_circulation_model_5_lat_variables_v1.0,
ames_mars_general_circulation_model_5_time_variables_v1.0,
ames_mars_general_circulation_model_5_topography_v1.0,
anglo-australian_observatory_data_from_sl9_impacts,
arcb/gssr_m_radio_telesc_derived_radar_model_unit_map_v1.0,
arecibo_moon_radio_telesc_resampled_70_cm_radar_mosaic_v1.0,
arecibo_moon_radio_telescope_calibrated_70_cm_radar_v1.0,
arecibo_moon_radio_telescope_derived_12.6_cm_radar_v1.0,
arecibo_venus_radio_telescope_resampled_12.6_cm_radar_v1.0,
array_of_ici_counts_for_stepped_m/q,v, asteroid_3-micron_survey_v1.0,
asteroid_absolute_magnitudes_and_slopes_v1.0,
asteroid_absolute_magnitudes_v10.0,
asteroid_absolute_magnitudes_v2.0, ...

data_set_release_date The `data_set_release_date` element provides the date when a data set is released by the data producer for archive or publication. In many systems this represents the end of a proprietary or validation period. Formation rule: YYYY-MM-DD Note: In AMMOS, the `data_set_release_date` element is used to identify the date at which a product may be released to the general public from proprietary access. AMMOS-related systems should apply this element only to proprietary data.

Type: date

data_set_terse_desc A brief description of the data set

Type: character

data_sets The `data_sets` element identifies the number of data sets contained in a data set collection.

Type: integer

data_type The `data_type` element supplies the internal representation and/or mathematical properties of a value being stored. When `DATA_TYPE` is used within a `FIELD` object definition, its value applies only when the field is populated. Note: In the PDS, users may find a bit-level description of each data type in the Standards Reference document.

Type: identifier

Value: `ascii_complex`, `ascii_integer`, `ascii_real`, `binary_coded_decimal`, `bit_string`, `boolean`, `character`, `complex`, `date`, `ebcdic_character`, `float`, `ibm_complex`, `ibm_integer`, `ibm_real`, `ibm_unsigned_integer`, `ieee_complex`, `ieee_real`, `integer`, `lsb_bit_string`, `lsb_integer`, `lsb_unsigned_integer`, `mac_complex`, `mac_integer`, `mac_real`, `mac_unsigned_integer`, ...

dd_version_id This element identifies the version of a PDS dictionary. Current PDS practice is to identify a data dictionary with the identifier used for the PDS Catalog build in which it resides, e.g., `pdscat1r47`, `pdscat1r48`, and so on. This keyword will use the upper case representation of the catalog identifier, e.g., `PDSCAT1R47`, `PDSCAT1R48`, etc.

Type: character

Unit: n/a

derived_maximum The `derived_maximum` element indicates the largest value occurring in a given instance of the data object after the application of a scaling factor and/or offset.

Type: context_dependent

derived_minimum The `derived_minimum` element indicates the smallest value occurring in a given instance of the data object after the application of a scaling factor and/or offset.

Type: context_dependent

description An account of the resource. Description may include but is not limited to: an abstract, a table of contents, a graphical representation, or a free-text account of the resource. Dublin Core

detailed_catalog_flag The `detailed_catalog_flag` element is a yes-or-no flag which indicates whether additional information is available for this data set in a detailed-level catalog.

Type: character

Value: n, y

discipline_desc The `discipline_desc` element describes the discipline identified by the `discipline_name` element.

Type: character

discipline_name The `discipline_name` element identifies the major academic or scientific domain or specialty of interest to an individual or to a PDS Node.

Type: character

Value: atmospheres, geosciences, image_processing, imaging_spectroscopy, navigation_ancillary_information_facility, plasma_interactions, radiometry, rings, small_bodies

distributed_by The Nodes distributing the data set.

distributes The `distributes` slot provides the names of the data sets that this node distributes to the community

distribution_type The DISTRIBUTION_TYPE element identifies the type or category of a data product within a data set release.

Type: character

document_format The document_format element represents the manner in which documents are stored, such as TEX, POSTSCRIPT, TIFF, etc. Version numbers for these formats should be included when appropriate, such as 'WORDPERFECT 5.0'.

Type: character

Value: adobe_pdf, encapsulated_postscript, gif, html, jpg, latex, microsoft_word, png, postscript, rich_text, text, tiff

document_name The document_name element provides the name of a document.

Type: character

document_topic_type The document_topic_type element is a keyword which identifies the major topic of a reference document.

Type: character

Value: archive_volume_sis, asteroid_information, asteroid_pole_positions, asteroid_reflectance_spectra, calibration_description, calibration_report, cartography, comet_halley, comets, crs_documentation, crs_neptune_analysis, crs_neptune_report, crs_uranus_analysis, crs_uranus_report, currents_in_saturn's_magnetosphere, data_analysis, data_product_sis, data_recovery_techniques_and_analysis, data_set_derivation_and_interpretations, data_set_description, data_set_description_derivation_and_interpretations, data_set_description_derivation_technique_and_analysis, data_user_requirements, derivation_and_analysis_techniques, energetic_particles_at_jupiter, ...

eastern_most_longitude TBD description

electronic_mail_id The electronic_mail_id element provides an individual's mailbox name on the electronic mail system identified by the electronic_mail_type element.

Type: character

electronic_mail_type The `electronic_mail_type` element identifies an electronic mail system by name. Example values: TELEMAIL, NSI/DECNET.

Type: character

Value: arpanet, bitnet, decnet, e-mail, gsfc, internat, internet, jems, mail_(gte.telenet), n/a, nasamail, nsfnet, nsi/decnet, span/nsi, tcp/ip, telemail, unk

encoding_type The `ENCODING_TYPE` element indicates the type of compression or encryption used for data storage. cf. `inst_cmprs_name`.

Type: character

Value: clem-jpeg-0, clem-jpeg-0_decompressed, clem-jpeg-1, clem-jpeg-1_decompressed, clem-jpeg-2, clem-jpeg-2_decompressed, clem-jpeg-3, clem-jpeg-3_decompressed, decompressed, gif87a, gif89a, huffman_first_difference, jp2, n/a, pdf-adobe-1.1, png, previous_pixel, ps-adobe-1.0, ps-adobe-2.0, ps-adobe-3.0, rice, run_length, zip

facility_name The `facility_name` element identifies a department, laboratory, or subsystem that exists within an institution.

Type: character

Value: applied_coherent_technology_corporation, applied_physics_lab, atmospheres_node, branch_of_astrogeology, center_for_space_research, department_of_astronomy, department_of_atmospheric_sciences, earth_and_planetary_remote_sensing_laboratory, geophysics_and_planetary_physics, herzberg_institute_of_astrophysics, kosmochemie, laboratory_for_terrestrial_physics, lunar_and_planetary_laboratory, mars_space_flight_facility, mgs_rs_remote_mission_support_area, multimission_image_processing_subsystem, navigation_ancillary_information_facility, pds_data_distribution_laboratory, pds_geosciences_node, planetary_data_system, radio_science_systems_group, space_science_laboratory, tes_operations_facility, the_blackett_laboratory

fax_number The fax_number data element provides the area code and telephone number needed to transmit data to an individual or a node via facsimile machine.

Type: character

field_delimiter The FIELD_DELIMITER indicates the single character used to separate variable-width FIELDS in a SPREADSHEET object. The field delimiter must be chosen from the set of standard values.

Type: character

Value: comma, semicolon, tab, vertical_bar

field_number The FIELD_NUMBER is the sequential number of the enclosing FIELD object within the current SPREADSHEET definition. FIELD objects should be numbered from the beginning of the record to the end.

Type: integer

fields The FIELDS element is the number of FIELD objects defined within the enclosing SPREADSHEET object.

Type: integer

file_name The file_name element provides the location independent name of a file. It excludes node or volume location, directory path names, and version specification. To promote portability across multiple platforms, PDS requires the file_name to be limited to an 27-character basename, a full stop (. period), and a 3-character extension. Valid characters include capital letters A - Z, numerals 0 - 9, and the underscore character (_).

Type: character

file_records The file_records element indicates the number of physical file records, including both label records and data records. Note: In the PDS the use of file_records along with other file-related data elements is fully described in the Standards Reference.

Type: integer

file_state The `file_state` element indicates whether a cube file possibly contains potentially corrupted data. Note: This keyword element is derived directly from the USGS' ISIS software keyword element of the same name. The following is a direct description of this keyword element from the ISIS software documentation. : 'The I/O for ISIS cube files and table files is buffered, i.e., part of the data for a file is held in memory and is not actually written to the file until the file is closed. This improves processing efficiency. However, when a new file is opened for creation or an existing file is opened for update (Read/Write) access, the file will not be properly closed if a system crash occurs or if the program is aborted (either due to a program malfunction or due to user action). This results in a possibility that the file contains corrupted data. When this happens, the `FILE.STATE` label keyword is set to 'DIRTY' and most ISIS applications normally refuse to process this potentially corrupted data. ISIS includes a keyword called `FILE.STATE` in every ISIS cube (qube), table, and Instrument Spectral Library (ISL) data file. This keyword will be set to either `CLEAN` or `DIRTY`. Each time the cube is opened this keyword will be checked. If the `FILE.STATE` is equal to `CLEAN`, then the program will continue on normally. However, if the `FILE.STATE` is `DIRTY`, then the application will halt with the appropriate error message. When a `FILE.STATE` becomes `DIRTY`, it indicates that something has gone wrong in a previously run application. ISIS will always set the `FILE.STATE` to `DIRTY` when the file is being opened for writing. If the application crashes and does not close the cube properly the `FILE.STATE` will remain `DIRTY`. However, this does not always mean the file is corrupt. To help restore a file from `DIRTY` to `CLEAN`, ISIS has an application called 'cleanlab'. 'cleanlab' will modify the `FILE.STATE` keyword in the label to a `CLEAN` state. This program should be used with caution as the contents of the file may not be valid when an ISIS file is left in a `DIRTY` state.

Type: character

Value: clean, dirty

files The `files` element identifies the total number of files. Note: As an example in the PDS, the keyword `files` within the Directory Object identifies the total number of files in the directory. Within the Volume Object the keyword `files` identifies the number of files within the volume.

Type: integer

first_line The `first_line` element indicates the line within a source image that corresponds to the first line in a sub-image. Note: For the MPF IMP EDRs, the source image was the complete 256x256 image area within the CCD.

Type: integer

first_line_sample The `first_line_sample` element indicates the sample within a source image that corresponds to the first sample in a sub-image. Note: For the MPF IMP EDRs, the source image was the complete 256x256 image area within the CCD.

Type: integer

first_standard_parallel The `first_standard_parallel` element is used in Conic projections. If a Conic projection has a single standard parallel, then the `first_standard_parallel` is the point of tangency between the sphere of the planet and the cone of the projection. If there are two standard parallels (`first_standard_parallel`, `second_standard_parallel`), these parallel are the intersection lines between the sphere of the planet and the cone of the projection. The `map_scale` is defined at the standard parallels.

Type: real

Unit: deg

format A specified or predetermined arrangement of data within a file or on a storage medium. Note: In the PDS, the `format` element indicates the display specification for a collection of data. It is equivalent to the FORTRAN language format specification. Example values: 'Ew.deEXP', A6, I5.

Type: character

full_name The `full_name` element provides the complete name or identifier for a person or object. For an individual, full name includes the name as well as titles and suffixes. For an object, full name provides the spelled-out name that in some cases corresponds to an 'id'.

Type: character

hardware_model_id The `hardware_model_id` element identifies the computer hardware on which a data product was produced. (e.g. VAX 11/780, MACINTOSH II).

Type: identifier

Value: macintosh, macintosh_ii, pc, sun_3, sun_4, sun_sparc_station, tdds, vax_11/750, vax_11/780

has_Array Composition association for Array

has_Band_Bin Composition association for Band Bin

has_Band_Suffix Composition association for Band Suffix

has_Bit_Column Composition association for Bit Column.

has_Collection Composition association for Collection. Allows nested Collections.

has_Column Composition association for Column.

has_Container Composition association for Container

has_Container_Column Composition association for Column

has_Container_Container Composition association for Container to allow a Container within a Container

has_DCS Composition association for classes that describing the product.

has_DDE Composition association for Descriptive Data Elements. Used to added arbitrary data elements for describing a data product.

has_Data_Object Composition association for Data Object.

has_Data_Object_Description Composition association for the Data Object Description.

has_Electronic_Mail Composition association for Electronic Mail

has_Element Composition association for Element.

has_Field Composition association for Field.

has_Gazetteer_Column Composition association for Gazetteer Column

has_IDE Composition association for Identification Elements

has_Index_Columns Composition association for Columns for Index Table

has_Inventory_Data_Set_Info Composite association for Inventory Data Set Information.

has_LSI Composition association for Label Standards Identifiers

has_Line_Suffix Composition association for Line Suffix

has_Node_Inventory Composite association for Node

has_Pointer Composition association for the Pointer.

has_Sample_Suffix Composition association for Sample Suffix

has_Software_Online Composite association for software_online

has_TDO Composition association for Tagged Data Objects

has_TFE_TDO Composition association for Tagged File Explicit

has_TFI_TDO Composition association for Tagged File Implicit. Tagged File Implicit in turn has an association relationship with other tagged_data_objects. This modeling approach makes the Implicit File symmetric to the Explicit File.

has_inventory_Node_Media_Info Composite association for Inventory_Node_Media_Information.

has_xxx_Suffix Composition association for named suffix.

header_type The HEADER_TYPE element identifies a specific type of header data structure. For example: FITS, VICAR. Note: In the PDS, HEADER_TYPE is used to indicate non-PDS headers.

Type: identifier

Value: bdv, envi, fits, gsfc_odl, igpp_ffh, spreadsheet, text, vicar, vicar2

horizontal_framelet_offset The horizontal_framelet_offset provides the row number of a framelet within a tiled image. In the PDS, offsets are counted from one.

Type: real

image_id The image_id element is used to identify an image and typically consists of a sequence of characters representing 1) a routinely occurring measure, such as revolution number, 2) a letter identifying the spacecraft, target, or camera, and 3) a representation of a count within the measure, such as picture number within a given revolution. Example: Mariner 9 - Levanthal Identifier - (orbit, camera, pic #, total

of pics in orbit) Viking Orbiter - (orbit #, sc, pic # (FSC/16)), Viking Lander - (sc, camera, mars doy, diode (filter), pic # for that day), Voyager - (pic # for encounter, FDS for cruise) Note: For Mars Pathfinder, this uniquely identified the observation parameters of an image. The most significant four digits identified the command sequence that contained the imaging command. The middle two digits indicated the version of the command sequence, and the right four digits identified the image within a single imaging sequence. If the image_id was even and non-zero, it was a left frame image. If the image_id was one greater than the left frame image_id (and therefore odd), it was the right frame of a stereo image. Note that during operations, a small number of image_ids were re-used with difference command parameters. This eliminated the uniqueness of the image_id for those images. The tlm_cmd_discrepancy_flag may be useful in identifying the images that had this problem.

Type: character

index_type The INDEX_TYPE element identifies the type of an index table that describes an archive volume. It is used in the label for a volume index table. In general, the two allowable index types are SINGLE, meaning that every row in the index table describes a file on the current volume; CUMULATIVE, meaning that every row in the index table describes a file residing on the current volume or a previous volume in the volume set.

Type: identifier

Value: cumulative, single

indexed_file_name The INDEXED_FILE_NAME element is a string (or set of strings) identifying the files included in an index table on an archive volume. The element is used in the label for a volume index table. The value may include a directory path. The usage of INDEXED_FILE_NAME may vary based on the value of the INDEX_TYPE element in the index label. Note: For Mars Observer, some volume indices have INDEX_TYPE = SINGLE, and the value of INDEXED_FILE_NAME is a set of wildcard strings matching the product file names on the volume being indexed. Other indices may have INDEX_TYPE = CUMULATIVE, and the value of INDEXED_FILE_NAME is a list of file names identifying the SINGLE index files which were appended together to create the CUMULATIVE index.

Type: character

instrument_desc The instrument_desc element describes a given instrument.

Type: character

instrument_host_desc The instrument_host_desc data element describes the spacecraft or earthbase from which particular instrument measurements were taken. For spacecraft, this description addresses the complement of instruments carried, the on-board communications and data processing equipment, the method of stabilization, the source of power and the capabilities or limitations of the spacecraft design which are related to data-taking activities. The description may be a synopsis of available mission documentation.

Type: character

instrument_host_id The instrument_host_id element provides a unique identifier for the host where an instrument is located. This host can be either a spacecraft or an earth base (e.g., and observatory or laboratory on the earth). Thus, the instrument_host_id element can contain values which are either spacecraft_id values or earth_base_id values.

Type: identifier

Value: 24col, aao, amon, arcb, astr, austc14, c130, c154, clem1, co, ctio, ctio15, ctio15m, ctiopt, dif, dii, ds1, ecas, er-2, eso, eso1m, eso22m, fexp, gdscc, gio, ...

instrument_host_name The instrument_host_name element provides the full name of the host on which an instrument is based. This host can be either a spacecraft or an earth base. Thus, the instrument_host_name element can contain values which are either spacecraft_name values or earth_base_name values.

Type: character

Value: 2001_mars_odyssey, 24-color_survey, ames_mars_general_circulation_model, apache_point_observatory_2.5m_sdss_ritchey-chretien_altazimuth_reflector, apache_pt_obs_2.5m_sdss_ritchey-chretien_altazimuth_refl, arecibo_observatory, arecibo_observatory_305-m_fixed_spherical_reflecting_antenna,

cassini_orbiter, cerro_tololo_inter-american_observatory_1-
m_boller_&chivens_ritchey-chretien_reflector,
cerro_tololo_inter-american_observatory_1.5-m_ritchey-
chretien_cassegrain_reflector,
cerro_tololo_inter-american_observatory_1.5_meter,
cerro_tololo_inter-american_observatory_2mass_1.3m_telescope,
cerro_tololo_interamerican_observatory, clementine_1,
ctio_1.5m_telescope, ctio_planetary_patrol_telescope,
deep_impact_flyby_spacecraft, deep_impact_impactor_spacecraft,
deep_space_1, eight_color_asteroid_survey,
el_leoncito_astronomical_complex_2.15-
m_boller_&chivens_reflector, european_southern_observatory,
european_southern_observatory_1-m_telescope,
european_southern_observatory_1.52-
m_spectrographic_cassegrain/coude_reflector,
european_southern_observatory_2.2-m_telescope, ...

instrument_host_type The `instrument_host_type` element provides the type of host on which an instrument is based. For example, if the instrument is located on a spacecraft, the `instrument_host_type` element would have the value `SPACECRAFT`.

Type: character

Value: data_base, earth_based, n/a, rover, spacecraft, unk

instrument_id_new The `instrument_id` element provides an abbreviated name or acronym which identifies an instrument. The proposed new instrument id conceptually combines the old `instrument_id` with the `instrument_host_id`.

instrument_name The `instrument_name` element provides the full name of an instrument. Note: that the associated `instrument_id` element provides an abbreviated name or acronym for the instrument. Example values: FLUXGATE MAGNETOMETER, NEAR-INFRARED MAPPING SPECTROMETER.

Type: character

Value: 2_channel_photometer, 2mass_camera-_north,
2mass_camera-_south, 8_color_photometric_system,
a_star_tracker_camera, accelerometer,
adv_solid-state_array_spectroradiometer,
advance_camera_for_surveys, aerosol_collector_pyrolyser,

airborne_visible/ir_imaging_spectrometer, airsar,
alpha_particle_spectrometer, alpha_particle_x-ray_spectrometer,
alpha_proton_x-ray_spectrometer, amateur_photography,
amateur_spectrographs, amateur_visual_observations,
aperture_photometer, arecibo_radar_data,
atmospheric_structure_instrument,
atmospheric_structure_instrument/_meteorology_package,
auxiliary_port_imager, b_star_tracker_camera,
beckman_dk2a_ratio_recording_spectroreflectometer,
boller_&chivens_spectrograph, ...

instrument_type The `instrument_type` element identifies the type of an instrument. Example values: POLARIMETER, RADIOMETER, REFLECTANCE SPECTROMETER, VIDICON CAMERA.

Type: character

Value: 3-color_pushbroom_imager, abrader, accelerometer,
acoustic_sensor, anemometer, antennae, atmospheric_profiler,
attitude_control_system, barometer, beta_detector, camera, ccd,
ccd/spectrograph, ccd_camera, charged_particle_analyzer,
charged_particle_telescope, computation, cosmic_dust_analyzer,
cosmic_ray_detector, detector_array, dosimeter, drill, dust_detector,
dust_impact_detector, dust_sample_collector, ...

interchange_format The `interchange_format` element represents the manner in which data items are stored. Example values: BINARY, ASCII.

Type: character

Value: ascii, binary, ebcdic

invalid_constant The `invalid_constant` element supplies the value used when the received data were out of the legitimate range of values. Note: For PDS and Mars Observer applications – because of the unconventional data type of this data element, the element should appear in labels only within an explicit object, i.e. anywhere between an 'OBJECT =' and an 'END_OBJECT'.

Type: context_dependent

inventory_special_order_note The `inventory_special_order_note` element is a text field that provides information on special orders that can be placed for a given data set collection or data set.

Type: character

is_affiliated_with The `are_affiliated_with` slot provides the names of personnel associated with a node.

isis_structure_version TBD description

item_bits The `item_bits` element indicates the number of bits allocated for a particular bit data item. Note: In the PDS, the `item_bits` element is used when the `items` element specifies multiple occurrences of an implied item within a `BIT_COLUMN` object definition.

Type: integer

item_bytes The `item_bytes` data element represents the size in bytes of an item within a data object such as a column. Notes: (1) In the PDS, the term `item_bytes` is distinguished from the term `bytes` because both elements may appear in a single data object definition (e.g., a label) and refer to different parts of the data object. In an object such as a column, `bytes` represents the size of the column. Should the column be split into equal items, `item_bytes` would represent the size of each item. (2) In a field object, `item_bytes` specifies the maximum size of each item.

Type: integer

item_offset The `item_offset` data element indicates the number of bytes from the start of one item to the start of the next item in any ASCII column or array.

Type: integer

items The `items` element defines the number of identical parts into which a single object, such as a column or field, has been divided. See also: repetitions. Note: In the PDS, the data element `ITEMS` is used for subdivision of a single object, such as a column or a field. `REPEATITIONS` is used for multiple occurrences of objects, such as in a container. For a fuller description of the use of these data elements, please refer to the Standards Reference.

Type: integer

kernel_type The `kernel_type` data element identifies the specific kernel of ancillary data produced within the SPICE system.

Type: identifier

Value: clock_coefficients, ephemeris, events, instrument, leapseconds, pointing, target_constants

label_records The label_records element indicates the number of physical file records that contain only label information. The number of data records in a file is determined by subtracting the value of label_records from the value of file_records. Note: In the PDS, the use of label_records along with other file-related data elements is fully described in the Standards Reference.

Type: integer

label_revision_note TBD description

last_name The last_name element provides the last name (surname) of an individual.

Type: character

line_display_direction The line_display_direction element is the preferred orientation of lines within an image for viewing on a display device. The default value is down, meaning lines are viewed top to bottom on the display. See also SAMPLE_DISPLAY_DIRECTION. Note: The image rotation elements such as TWIST_ANGLE, CELESTIAL_NORTH_CLOCK_ANGLE, and BODY_POLE_CLOCK_ANGLE are all defined under the assumption that the image is displayed in its preferred orientation.

Type: identifier

Value: down, left, right, up

line_first_pixel The line_first_pixel element provides the line index for the first pixel that was physically recorded at the beginning of the image array. Note: In the PDS, for a fuller explanation on the use of this data element in the Image Map Projection Object, please refer to the PDS Standards Reference.

Type: integer

line_last_pixel The `line_last_pixel` element provides the line index for the last pixel that was physically recorded at the end of the image array. Note: In the PDS, for a fuller explanation on the use of this data element in the Image Map Projection Object, please refer to the PDS Standards Reference.

Type: integer

line_prefix_bytes The `line_prefix_bytes` element indicates the number of non-image bytes at the beginning of each line. The value must represent an integral number of bytes.

Type: integer

line_projection_offset The `line_projection_offset` element provides the line offset value of the map projection origin position from the line and sample 1,1 (line and sample 1,1 is considered the upper left corner of the digital array). Note: that the positive direction is to the right and down.

Type: real

Unit: pixel

line_samples The `line_samples` element indicates the total number of data instances along the horizontal axis of an image.

Type: integer

line_suffix_bytes The `line_suffix_bytes` element indicates the number of non-image bytes at the end of each line. This value must be an integral number of bytes.

Type: integer

lines The `lines` element indicates the total number of data instances along the vertical axis of an image. Note: In PDS label convention, the number of lines is stored in a 32-bit integer field. The minimum value of 0 indicates no data received.

Type: integer

logical_volume_path_name The `logical_volume_path_name` element is a character string or set of character strings giving the root directory path for each logical volume. If missing, the volume begins in the root directory as usual.

Type: character

logical_volumes The `logical_volumes` element is an integer indicating the number of logical volumes in the given volume. If it is missing, it has a default value of 1.

Type: integer

map_projection_desc The `map_projection_desc` element describes the `map_projection_type` unambiguously. It shall contain the mathematical expressions (it may even contain the source code or pseudo code, with comments) and any assumptions (e.g. the planet is assumed spherical). Additionally it shall describe the planet eccentricity, the treatment of the `a_axis_radius`, `b_axis_radius`, and `c_axis_radius` when the projection was created, and where the `map_scale` (or `map_resolution`) is defined.

Type: character

map_projection_rotation The `map_projection_rotation` element provides the clockwise rotation, in degrees, of the line and sample coordinates with respect to the map projection origin (`line_projection_offset`, `line_projection_offset`) This parameter is used to indicate where 'up' is in the projection. For example, in a polar stereographic projection does the zero meridian go center to bottom, center to top, center to left, or center to right? The polar projection is defined such that the zero meridian goes center to bottom. However, by rotating the map projection, the zero meridian can go in any direction. Note: 180 degrees is at the top of the North Pole and 0 degrees is at the top of the South Pole. For example, if 0 degrees is at the top of the North Pole than the `map_projection_rotation` would be 180 degrees.

Type: real

Unit: deg

map_projection_type The `map_projection_type` element identifies the type of projection characteristic of a given map. Example value: ORTHOGRAPHIC.

Type: character

Value: aitoff, albers, bonne, briesemeister, cylindrical_equal_area, equidistant, equirectangular, gnomonic, hammer, hendu, lambert_azimuthal_equal_area, lambert_conformal, mercator, mollweide, oblique_cylindrical, orthographic, polar_stereographic, simple_cylindrical, sinusoidal, stereographic, transverse_mercator, van_der_grinten, werner

map_resolution The map_resolution element identifies the scale of a given map. Please refer to the definition for map_scale for a more complete definition. Note: map_resolution and map_scale both define the scale of a map except that they are expressed in different units: map_resolution is in PIXEL/DEGREE and map_scale is in KM/PIXEL.

Type: real

Unit: pix/deg

map_scale The map_scale element identifies the scale of a given map. The scale is defined as the ratio of the actual distance between two points on the surface of the target body to the distance between the corresponding points on the map. The map_scale references the scale of a map at a certain reference point or line. Certain map projections vary in scale throughout the map. For example, in a Mercator projection, the map_scale refers to the scale of the map at the equator. For Conic projections, the map_scale refers to the scale at the standard parallels. For an Orthographic point, the map_scale refers to the scale at the center latitude and longitude. The relationship between map_scale and the map_resolution element is that they both define the scale of a given map, except they are expressed in different units: map_scale is in KM/PIXEL and map_resolution is in PIXEL/DEGREE. Also note that one is inversely proportional to the other and that kilometers and degrees can be related given the radius of the planet: $1 \text{ degree} = (2 * \text{RADIUS} * \text{PI}) / 360 \text{ kilometers}$.

Type: real

Unit: km/pix

maximum The maximum element indicates the largest value occurring in a given instance of the data object. Note: For PDS and Mars Observer applications – because of the unconventional data type of this data element, the element should appear in labels only within an explicit object, i.e. anywhere between an 'OBJECT =' and an 'END_OBJECT'.

Type: context_dependent

maximum_latitude The maximum_latitude element specifies the northernmost latitude of a spatial area, such as a map, mosaic, bin, feature, or region. See latitude.

Type: real

Unit: deg

maximum_sampling_parameter The maximum_sampling_parameter element identifies the maximum value at which a given data item was sampled. For example, a spectrum that was measured in the 0.4 to 3.5 micrometer spectral region would have a maximum_sampling_parameter value of 3.5. The sampling parameter constrained by this value is identified by the sampling_parameter_name element. Note: The unit of measure for the sampling parameter is provided by the unit element.

Type: real

md5_checksum The MD5 algorithm takes as input a file (message) of arbitrary length and produces as output a 128-bit 'fingerprint' or 'message digest' of the input. It is conjectured that it is computationally infeasible to produce two messages having the same message digest, or to produce any message having a given prespecified target message digest. The MD5 algorithm is intended for digital signature applications. The MD5 algorithm is designed to be quite fast on 32-bit machines. In addition, the MD5 algorithm does not require any large substitution tables; the algorithm can be coded quite compactly. Most standard MD5 checksum calculators return a 32 character hexadecimal value containing lower case letters. In order to accommodate this existing standard, the PDS requires that the value assigned to the MD5_CHECKSUM keyword be a value composed of lowercase letters (a-f) and numbers (0-9). In order to comply with other standards relating to the use of lowercase letters in strings, the value must be quoted using double quotes. Example: MD5_CHECKSUM = '0ff0a5dd0f3ea4e104b0eae98c87f36c' The MD5 algorithm is an extension of the MD4 message-digest algorithm [1,2]. MD5 is slightly slower than MD4, but is more 'conservative' in design. MD5 was designed because it was felt that MD4 was perhaps being adopted for use more quickly than justified by the existing critical review; because MD4 was designed to be exceptionally fast, it is 'at the edge' in terms of risking successful cryptanalytic attack. MD5 backs off a bit, giving

up a little in speed for a much greater likelihood of ultimate security. It incorporates some suggestions made by various reviewers, and contains additional optimizations. The MD5 algorithm has been placed in the public domain for review and possible adoption as a standard. For OSI-based applications, MD5's object identifier is md5 OBJECT IDENTIFIER ::= iso(1) member-body(2) US(840) rsadsi(113549) digestAlgorithm(2) 5} In the X.509 type AlgorithmIdentifier [3], the parameters for MD5 should have type NULL. The MD5 algorithm was described by its inventor, Ron Rivest of RSA Data Security, Inc., in an Internet Request For Comments document, RFC1321 (document available from the PDS). References ===== [1] Rivest, R., The MD4 Message Digest Algorithm, RFC 1320, MIT and RSA Data Security, Inc., April 1992. [2] Rivest, R., The MD4 message digest algorithm, in A.J. Menezes and S.A. Vanstone, editors, Advances in Cryptology - CRYPTO '90 Proceedings, pages 303-311, Springer-Verlag, 1991. [3] CCITT Recommendation X.509 (1988), The Directory - Authentication Framework.

Type: character

medium_desc The medium_desc element provides the textual description for the medium used in the distribution of an ordered data set.

Type: character

medium_format The medium_format element identifies the unformatted recording capacity or recording density of a given medium.

Type: identifier

Value: 1.0_mb, 1.6_mb, 150_mb, 1600_bpi, 1_gb, 2.0_mb, 2_gb, 30_mb, 360_kb, 5_gb, 60_mb, 6250_bpi, 650_mb, 800_bpi

medium_type The medium_type element identifies the physical storage medium for a data volume. Examples: CD-ROM, CARTRIDGE TAPE.

Type: character

Value: 12-in_worm_disk, 14-in_worm_disk, 19-mm_helical_scan_tape, 3.5-in_floppy_disk, 3.5-in_magneto-optic_disk, 4-mm_helical_scan_tape, 5.25-in_floppy_disk, 5.25-in_magneto-optic_disk, 5.25-in_worm_disk, 7-track_mag_tape, 8-mm_helical_scan_tape, 9-track_mag_tape, cartridge_tape, cd-rom, cd-wo, dvd-r, dvd-rom, electronic, mag_tape, magnetic_tape, n/a, null, photo, tape

minimum The minimum element indicates the smallest value occurring in a given instance of the data object. Note: For PDS and Mars Observer applications – because of the unconventional data type of this data element, the element should appear in labels only within an explicit object, i.e. anywhere between an 'OBJECT =' and an 'END_OBJECT'.

Type: context_dependent

minimum_latitude The minimum_latitude element specifies the southernmost latitude of a spatial area, such as a map, mosaic, bin, feature, or region. See latitude.

Type: real

Unit: deg

minimum_sampling_parameter The minimum_sampling_parameter element identifies the minimum value at which a given data item was sampled. For example, a spectrum that was measured in the 0.4 to 3.5 micrometer spectral region would have a minimum_sampling_parameter value of 0.4. The sampling parameter constrained by this value is identified by the sampling_parameter_name element. Note: The unit of measure for the sampling parameter is provided by the unit element.

Type: real

missing_constant The missing_constant element supplies the value used to indicate that no data were available. Note: The MISSING_CONSTANT element should appear only within an explicit object definition – i.e. anywhere between an 'OBJECT =' and an 'END_OBJECT'. MISSING_CONSTANT assumes the data type of its parent object.

Type: context_dependent

mission_alias_name The mission_alias_name element provides an official name of a mission used during the initial design, implementation, or prelaunch phases. Example values: mission_name:MAGELLAN, mission_alias_name:VENUS RADAR MAPPER. The mission_alias_name element accepts set notation for multiple values.

Type: character

Value: cassini, clementine_1, comet_impact_94, di, galileo_europa_mission_(gem), galileo_millennium_mission_(gmm), hubble_space_telescope, Huygens, international_solar_polar_mission, international_sun-earth_explor, international_uv_explorer, iras, jupiter_orbiter-probe_(jop), mariner_10, mariner_6_&7, mariner_9, mars_environmental_survey, mars_environmental_survey_(mesur_pathfinder), mgs, mjs77, mro, ms-t5, msx, n/a, near, ...

mission_desc The mission_desc element summarizes major aspects of a planetary mission or project, including the number and type of spacecraft, the target body or bodies and major accomplishments.

Type: character

mission_name The mission_name element identifies a major planetary mission or project. A given planetary mission may be associated with one or more spacecraft.

Type: character

Value: 2001_mars_odyssey, asteroid_observations, cassini-huygens, cassini-huygens_mission_to_saturn_and_titan, comet_sl9/jupiter_collision, deep_impact, deep_space_1, deep_space_program_science_experiment, galileo, geologic_remote_sensing_field_experiment, giotto, ground_based_atmospheric_observations, hst, ihw, infrared_astronomical_satellite, international_cometary_explorer, international_halley_watch, international_ultraviolet_explorer, iue, lunar_prospecter, magellan, mariner69, mariner71, mariner_10, mars_environmental_survey_(mesur_pathfinder), ...

mission_objectives_summary The mission_objectives_summary element describes the major scientific objectives of a planetary mission or project.

Type: character

mission_start_date The mission_start_date element provides the date of the beginning of a mission in UTC system format. Formation rule: YYYY-MM-DDThh:mm:ss[.fff]

Type: date

mission_stop_date The mission_stop_date element provides the date of the end of a mission in UTC system format. Formation rule: YYYY-MM-DDThh:mm:ss[.fff]

Type: date

name The name data element indicates a literal value representing the common term used to identify an element or object. See also: 'id'. Note: In the PDS data dictionary, if the name identifier is prepended with a namespace identifier (e.g., CASSINI:TARGET_NAME), then the name identifier is restricted to 61 characters where the name identifier and the namespace identifiers are each restricted to 30 characters and are separated by a colon (for a total maximum length of 61 characters). The name identifier and its component parts must conform to PDS nomenclature standards. If the name identifier is used without a namespace identifier (e.g., TARGET_NAME), then the name identifier is restricted to 30 characters, and must conform to PDS nomenclature standards.

Type: character

node_desc The node_desc element describes a PDS Node.

Type: character

node_id The node_id element provides the node id assigned to a science community node.

Type: character

Value: atmos, en, esa, geoscience, hq, imaging, imaging-jpl, n/a, naif, nssdc, ppi-ucla, rad, rings, rs, sbn

node_institution_name The node_institution_name element identifies a university, research center, NASA center or other institution associated with a PDS node.

Type: character

Value: european_space_agency, goddard_space_flight_center, hq, jet_propulsion_laboratory, johns_hopkins_university_applied_physics_laboratory, massachusetts_institute_of_technology, n/a, nasa/ames_research_center, new_mexico_state_university, seti_institute, stanford_university, united_states_geological_survey, university_of_california_los_angeles, university_of_hawaii, university_of_iowa, university_of_maryland, washington_university

node_manager_pds_users_id The node_manager slot indicates which person manages the node.

node_name The node_name element provides the officially recognized name of a PDS Node.

Type: character

Value: central, engineering, european_space_agency, geosciences, hq, imaging, n/a, national_space_science_data_center, navigation_ancillary_information_facility, planetary_atmospheres, planetary_plasma_interactions, planetary_plasma_interactions_-_ucla, planetary_rings, radio_science, radiometry, small_bodies

not_applicable_constant The not_applicable_constant element supplies the numeric value used to represent the figurative constant 'N/A'. 'N/A' (Not Applicable) is defined as indicating when values within the domain of a particular data element do not apply in a specific instance.

Type: context_dependent

note The note element is a text field which provides miscellaneous notes or comments (for example, concerning a given data set or a given data processing program).

Type: character

object_name The object_name element provides the template object name assigned by the Central Node data administrator to a logical template used in the PDS.

Type: character

offset The offset element indicates a shift or displacement of a data value. See also: scaling_factor. Note: Expressed as an equation: true value = offset value + (scaling factor x stored value).

Type: context_dependent

on_line_identification The on_line_identification element is a unique identifier for product resources which are on-line. It may be a URL to a home page, an e-mail address, an ftp site or a jukebox. An on_line_identification element may be associated with a data set, data set collection, mission, instrument, host, target or volume.

Type: character

on_line_name The on_line_name element is a unique name which corresponds to a given on_line_identification element. It is used to create HTML links to appropriate home pages.

Type: character

operating_system_id The operating_system_id element identifies the computer operating system and version of the operating system on which data were manipulated, (e.g., VMS 4.6, UNIX SYSTEM 5, DOS 4.0, MAC).

Type: character

Value: dos_3.3, dos_4.0, mac, os/2, unix_4.2_bsd, unix_system_5, vms_4.6

operations_contact_pds_users_id The operations_contact slot indicates the person responsible for node operations.

orbit_direction The orbit_direction element provides the direction of movement along the orbit about the primary as seen from the north pole of the 'invariable plane of the solar system', which is the plane passing through the center of mass of the solar system and perpendicular to the angular momentum vector of the solar system orbit motion. PROGRADE for positive rotation according to the right-hand rule, RETROGRADE for negative rotation. See also: orbital_inclination

Type: character

Value: n/a, prograde, retrograde, unk, unknown

pds_address_book_flag The pds_address_book_flag data element indicates whether or not a registered PDS user will have an entry in the PDS telephone directory.

Type: character

Value: n, null, y

pds_affiliation The pds_affiliation data element describes the type of relationship an individual has with a PDS node. (e.g., staff, advisory group, etc..)

Type: character

pds_user_id The pds_user_id element provides a unique identifier for each individual who is allowed access to the PDS. The system manager at the Central Node assigns this identifier at the time of user registration.

Type: character

pds_version_id The PDS_version_id data element represents the version number of the PDS standards documents that is valid when a data product label is created. Values for the PDS_version_id are formed by appending the integer for the latest version number to the letters 'PDS'. Examples: PDS3, PDS4.

Type: identifier

Value: pds3, pds4

platform The platform element describes the available platforms which the software supports.

Type: identifier

Value: ibm/dos, mac/osx, multiple, sun/sunos, sun_10/solaris, sun_2/sunos, vax/vms

positive_longitude_direction The positive_longitude_direction element identifies the direction of longitude (e.g. EAST, WEST) for a planet. The IAU definition for direction of positive longitude is adopted. Typically, for planets with prograde rotations, positive longitude direction is to the WEST. For planets with retrograde rotations, positive longitude direction is to the EAST. Note: The positive_longitude_direction keyword should be used for planetographic systems, but not for planetocentric.

Type: identifier

Value: east, west

primary_body_name The primary_body_name element identifies the primary body with which a given target body is associated as a secondary body.

Type: character

Value: ceres, comet, earth, galaxy, halley, jupiter, mars, n/a, neptune, p/grigg_skjellerup, pluto, saturn, sl9, solar_system_barycenter, sun, unk, uranus

producer_full_name The `producer_full_name` element provides the `full_name` of the individual mainly responsible for the production of a data set. See also: `full_name`. Note: This individual does not have to be registered with the PDS.

Type: character

product_creation_time The `product_creation_time` element defines the UTC system format time when a product was created. Formation rule: YYYY-MM-DDThh:mm:ss[.fff]

Type: time

product_data_set_id The `product_data_set_id` element provides the `data_set_id` of a cataloged data set that resulted from the application of the processing software to the source data sets. The data set name associated with the product data set is provided by the `data_set_name` element.

Type: character

product_id The `product_id` data element represents a permanent, unique identifier assigned to a data product by its producer. See also: `source_product_id`. Note: In the PDS, the value assigned to `product_id` must be unique within its data set. Additional note: The `product_id` can describe the lowest-level data object that has a PDS label.

Type: character

product_type The `PRODUCT_TYPE` data element identifies the type or category of a product within a data set. Examples: EDR, DOCUMENT, CALIBRATION_IMAGE, SPICE_SP_KERNEL, TRAJECTORY.

Type: identifier

Value: aedr, agk, amd, ancillary, annotated_tiff, apxs_edr, apxs_xrc, asp, astrometry_table, averaged_hend_data, averaged_neutron_data, bck, bro, browse, bsp, btr, c1-midr, c2-midr, c3-midr, cahv_lin_rdr, calibrated_1d_spectrograph, calibrated_image, calibrated_quality_mask, calibration, calibration_model, ...

protocol_type The protocol_type element identifies the protocol type for the on_line_identification element. Example value: URL, FTP, E-MAIL.

Type: character

Value: ftp, url

publication_date The publication_date element provides the date when a published item, such as a document or a compact disc, was issued. Formation rule: YYYY-MM-DD

Type: date

record_bytes The record_bytes element indicates the number of bytes in a physical file record, including record terminators and separators. When RECORD_BYTES describes a file with RECORD_TYPE = STREAM (e.g. a SPREADSHEET), its value is set to the length of the longest record in the file. Note: In the PDS, the use of record_bytes, along with other file-related data elements is fully described in the Standards Reference.

Type: integer

record_type The record_type element indicates the record format of a file. Note: In the PDS, when record_type is used in a detached label file it always describes its corresponding detached data file, not the label file itself. The use of record_type along with other file-related data elements is fully described in the PDS Standards Reference.

Type: identifier

Value: fixed_length, stream, undefined, variable_length

records The records data element identifies the number of physical records in a file or other data object.

Type: integer

refer_Array Associated Array

refer_Catalog Associated Catalog.

refer_Catalog_Data_Set Associated Data Sets. The relationship is implemented using a catalog pointer.

refer_Catalog_Data_Set_Collection Associated Data Set Collection. The relationship is implemented using a catalog pointer.

refer_Catalog_Instrument Associated Instrument. The relationship is implemented using a catalog pointer.

refer_Catalog_Instrument_Host Associated Instrument Host. The relationship is implemented using a catalog pointer.

refer_Catalog_Mission Associated Mission. The relationship is implemented using a catalog pointer.

refer_Catalog_Personnel Associated Personnel. The relationship is implemented using a catalog pointer.

refer_Catalog_References Associated Reference. The relationship is implemented using a catalog pointer.

refer_Catalog_Target Associated Target. The relationship is implemented using a catalog pointer.

refer_Collection Associated Collection

refer_Data_Producer Associated Data Producer

refer_Data_Set Associated Data Sets

refer_Data_Set_Inventory Associated Data Set

refer_Data_Set_Map_Projection Associated Data Set Map Projection

refer_Data_Set_Projection Associated Data Set

refer_Data_Supplier Associated Data Supplier

refer_Directory Associated Directories. Tree structure allowed.

refer_Discipline Associated Discipline

refer_Document Associated Document

refer_File Associated File.

refer_Gazetteer_Table Associated Gazetteer Table

refer_Header Associated Header

refer_Histogram Associated Histogram

refer_Host The associated instrument host. Implemented as a many-to-many relationship using `Instrument_Host_Id`, `Instrument_Id` and `Data_Set_Id`. This one many-to-many relationship is used for both `Instrument_Host` and `Instrument` relationships with `Data_Set`.

refer_Host_I The associated data sets. Implemented as a many-to-many relationship using `Instrument_Host_Id`, `Instrument_Id` and `Data_Set_Id`. This one many-to-many relationship is used for both `Instrument_Host` and `Instrument` relationships with `Data_Set`.

refer_Host_Instrument The `associated_host` slot provides the names of the `instrument_host` on which the instrument was mounted.

refer_Host_Instrument_I The `mounted_instrument` slot provides the names of the instruments associated with an instrument host. Implemented as a many-to-many relationship using `Instrument_Host_Id` and `Instrument_Id`. `Instrument_Host_Id` has two roles, unique identifier for `Instrument_Host` and part of the unique compound identifier for `Instrument`.

refer_Image Associated Image

refer_Image_Map_Projection Associated Image Map Projection

refer_Instrument The associated instrument. Implemented as a many-to-many relationship using `Instrument_Host_Id`, `Instrument_Id` and `Data_Set_Id`. This one many-to-many relationship is used for both `Instrument_Host` and `Instrument` relationships with `Data_Set`.

refer_Instrument_I Associated data set. Implemented as a many-to-many relationship using `Instrument_Host_Id`, `Instrument_Id` and `Data_Set_Id`. This one many-to-many relationship is used for both `Instrument_Host` and `Instrument` relationships with `Data_Set`.

refer_Mission The associate mission. Implemented as a many-to-many relationship using `Mission_Name` and `Data_Set_Id`.

refer_Mission_Host Implemented as a many-to-many relationship using `Mission_Name` and `Instrument_Host_Id`.

refer_Mission_I The associated data set. Implemented as a many-to-many relationship using `Mission_Name` and `Data_Set_Id`.

refer_Palette Associated Palette

refer_Product_Implicit Associated Data Products. Used only in catalog implementation and derived from inverse relation.

refer_Qube Associated Qube

refer_Reference Associated documents implemented via bibliographic citation.

refer_Reference_Projection Associated Reference

refer_Resource The associated resource. Implemented as a many-to-many relationship using Resource_Id and Data_Set_Id.

refer_Resource_I The associated data set.

refer_Series Associated Series

refer_Software Associated Software

refer_Spectral_Qube Associated Spectral Qube

refer_Spectrum Associated Spectrum

refer_Spice_Kernel Associated Spice Kernel

refer_SpreadSheet Associated SpreadSheet

refer_Table Associated Table

refer_Target The associated target body. Implemented as a many-to-many relationship using Target_Name and Data_Set_Id.

refer_Target_I The associated data set. Implemented as a many-to-many relationship using Target_Name and Data_Set_Id.

refer_Text Associated Text

refer_Volume The associated volume. Implemented as a many-to-many relationship using Volume_Id and Data_Set_Id.

refer_Volume_I Associated data set.

reference_desc The reference_desc element provides a complete bibliographic citation for a published work. The format for such citations is that employed by the Journal of Geophysical Research (JGR). This format is described in the JGR, Volume 98, No. A5, Pages 7849-7850, May 1, 1993 under 'References'. Data suppliers may also refer to recent issues of the Journal for examples of citations. Elements of a complete bibliographic citation must include, wherever applicable, author(s) or editor(s), title, journal name, volume number, page range and publication date (for journal article citations), or page range, publisher, place of publication, and publication date (for book citations).

Type: character

reference_key_id The `reference_key_id` element provides the catalog with an identifier for a reference document. Additionally, it may be used in various catalog descriptions, for example in `data_set_desc`, as a shorthand notation of a document reference. The `reference_key_id` element is composed according to the following guidelines: 1. if there is an author for the publication, the general rule is: `REFERENCE_KEY_ID = <author's last name><year><letter>`, where `<author's last name>` is a maximum of 15 characters, and may need to be truncated. `<year>` is 4 characters for the year published. `<letter>` is optional but consists of one character used to distinguish multiple papers by the same author(s) in the same year. The following variations apply: a. If there is one author: `<author's last name><year>` Example value: SCARF1980 b. If there are two authors: `<first author's last name>&<second author's last name> <year>` Example value: SCARF&GURNETT1977 c. If there are three or more authors: `<first author's last name>ETAL<year>` Example value: GURNETTETAL1979 d. If one author has the same last name as another: `<author's last name>,<author's first initial> <year published>` Example value: FREUD,A1935 e. If the same author(s) published more than one paper in the same year: `<author's last name><year><letter>` or `<first author's last name>&<second author's last name> <year><letter>` or `<first author's last name>ETAL<year><letter>` Example values: SCARF1980A SCARF&GURNETT1977B f. In cases where an initial reference has been catalogued and published on an Archive medium and subsequent references for the same author and same year are needed at a later date, the following rule applies: Leave the original reference as is, and add a letter to the subsequent references starting with the letter 'B' since the original reference will now be assumed to have an implicit 'A'. For example: PFORD1991, PFORD1991B. Note that if the initial reference has only been catalogued and not yet published, then it can be modified such that the 'A' is explicit, i.e. PFORD1991A. 2. If there is no author for the publication, the general rule is: `REFERENCE_KEY_ID = <journal name><document identification>` where `<journal name>` is a maximum of 10 characters, and may need to be abbreviated `<document identification>` is a maximum of 10 characters. This id may consist of a volume number, and/or document or issue number, and/or year of publication. Example values: SCIENCEV215N4532 JGRV88 JPLD-2468

Type: character

reference_latitude The reference_latitude element provides the new zero latitude in a rotated spherical coordinate system that was used in a given map_projection_type.

Type: real

Unit: deg

reference_longitude The reference_longitude element defines the zero longitude in a rotated spherical coordinate system that was used in a given map_projection_type.

Type: real

Unit: deg

registration_date The registration_date element provides the date as of which an individual is registered as an authorized user of the PDS system. Formation rule: YYYY-MM-DD

Type: date

relates_to_data_set Associated data set.

release_date The release_date element provides the date when a data set or portion of a data set is made available for use. Typically this is when the data is on-line and available for access.

Type: date

release_id The RELEASE_ID element identifies the unique identifier associated with a specific release of a data set. All initial releases should use a RELEASE_ID value of '0001'. Subsequent releases should use a value that represents the next increment over the previous RELEASE_ID (e.g., the second release should use a RELEASE_ID of '0002'). Releases are done when an existing data set or portion of a data set becomes available for distribution. Note: The DATA_SET_ID and RELEASE_ID are used as a combined key to ensure all releases are unique.

Type: character

release_medium The `release_medium` element provides a textual description for the medium used in the distribution of a released data set or portion of a data set. Examples include: CD-ROM, DVD, etc.

Type: character

release_parameter_text The `release_parameters_text` element provides a list of parameters that identify the data being released. These parameters are formulated so that they can be appended to a data set browser query. The parameters are specific to individual data sets and their associated data set browsers.

Type: character

repetitions The `repetitions` data element within a data object such as a container, indicates the number of times that data object recurs. See also: `items`. Note: In the PDS, the data element `ITEMS` is used for multiple occurrences of a single object, such as a column. `REPETITIONS` is used for multiple occurrences of a repeating group of objects, such as a container. For fuller explanation of the use of these data elements, please refer to the PDS Standards Reference.

Type: integer

required_storage_bytes The `required_storage_bytes` element provides the number of bytes required to store an uncompressed file. This value may be an approximation and is used to ensure enough disk space is available for the resultant file. Note: For Zip file labels, this keyword provides the total size of all the data files in the Zip file after being uncompressed. For the software inventory template, this is often the size of the uncompressed distribution tar file.

Type: character

resource Associated Resources

resource_class The `RESOURCE_CLASS` element indicates the type of resource associated with the dataset. For the primary browser, the value should always be set to: `application.dataSetBrowserP`

Type: character

Value: `application.catalog`, `application.datasetbrowser`,
`application.datasetbrowserc`, `application.datasetbrowserp`,

application.datasetbrowserx, application.interface,
application.targetbrowser, application.website, data.volume,
data.volumefuture, data.volumeoffline, data.volumeremote,
data.volumesupersceded

resource_id The resource_id element provides an unique indentifier for the resource.

Type: character

resource_link The RESOURCE.LINK element provides the url of a data set browser that allows searching for particular data products or other ancillary files.

Type: character

resource_name The Resource.Name element provides the descriptive name of a resource url as it should appear in the Data Set Search results page.

Type: character

resource_status The RESOURCE.STATUS element indicates the operational status of the resource associated with the dataset. In most cases the value would be UP to indicate an operational data set browser, etc.

Type: character

rotation_direction The rotation_direction element provides the direction of rotation as viewed from the north pole of the 'invariable plane of the solar system', which is the plane passing through the center of mass of the solar system and perpendicular to the angular momentum vector of the solar system. The value for this element is PROGRADE for counter-clockwise rotation, RETROGRADE for clockwise rotation and SYNCHRONOUS for satellites which are tidally locked with the primary. Sidereal_rotation_period and rotation_direction_type are unknown for a number of satellites, and are not applicable (N/A) for satellites which are tumbling.

Type: identifier

Value: n/a, prograde, retrograde, synchronous, unk, unknown

rotational_element_desc The `rotational_element_desc` element describes the standard used for the definition of a planet's pole orientation and prime meridian. The description defines the right ascension and the declination values used to define the planet pole, and the spin angle value of the planet referenced to a standard time (typically EME1950 or J2000 time is used). Periodically, the right ascension, declination, and spin values of the planets are updated by the IAU/IAG/COOSPAR Working Group On Cartographic Coordinates and Rotational Elements because an unambiguous definition of a planet's coordinate system requires these values.

Type: character

row_bytes The `row_bytes` element represents the maximum number of bytes in each data object row. Notes: (1) In the PDS, in object definitions for tables, the value of `row_bytes` includes terminators, separators, and delimiters unless row padding is used. For padding at the beginning of a row, the keyword `row_prefix_bytes` may be used. For padding at the end of a row, `row_suffix_bytes` may be used. (2) In object definitions for spreadsheets, the value of `row_bytes` is the maximum number of bytes possible in the row if each field uses its maximum allocation of bytes and including all delimiters. (3) See the Standards Reference, TABLE and SPREADSHEET objects for more information.

Type: integer

row_prefix_bytes The `row_prefix_bytes` element indicates the number of bytes prior to the start of the data content of each row of a table. The value must represent an integral number of bytes.

Type: integer

row_suffix_bytes The `row_suffix_bytes` element indicates the number of bytes following the data at the end of each row. The value must be an integral number of bytes.

Type: integer

rows The `rows` element represents the number of rows in a data object. Note: In PDS, the term 'rows' is synonymous with 'records'. In PDS attached labels, the number of rows is equivalent to the number of `file_records` minus the number of `label_records`, as indicated in the `file_object` definition.

Type: integer

sample_bit_mask The `sample_bit_mask` element identifies the active bits in a sample. Note: In the PDS, the domain of `sample_bit_mask` is dependent upon the currently-described value in the `sample.bits` element and only applies to integer values. For an 8-bit sample where all bits are active the `sample_bit_mask` would be `2#11111111#`.

Type: non_decimal

sample_bits The `sample_bits` element indicates the stored number of bits, or units of binary information, contained in a `line_sample` value.

Type: integer

Value: 1, 16, 2, 32, 4, 64, 8

sample_display_direction The `SAMPLE_DISPLAY_DIRECTION` element is the preferred orientation of samples within a line for viewing on a display device. The default is `right`, meaning samples are viewed from left to right on the display. See also `LINE_DISPLAY_DIRECTION`. Note: The image rotation elements such as `TWIST_ANGLE`, `CELESTIAL_NORTH_CLOCK_ANGLE`, and `BODY_POLE_CLOCK_ANGLE` are all defined under the assumption that the image is displayed in its preferred orientation.

Type: identifier

Value: down, left, right, up

sample_first_pixel The `sample_first_pixel` element provides the sample index for the first pixel that was physically recorded at the beginning of the image array. Note: In the PDS, for a fuller explanation on the use of this data element in the Image Map Projection Object, please refer to the PDS Standards Reference.

Type: integer

sample_last_pixel The `sample_last_pixel` element provides the sample index for the last pixel that was physically recorded at the end of the image array. Note: In the PDS, for a fuller explanation on the use of this data element in the Image Map Projection Object, please refer to the PDS Standards Reference.

Type: integer

sample_projection_offset The `sample_projection_offset` element provides the sample offset value of the map projection origin position from line and sample 1,1 (line and sample 1,1 is considered the upper left corner of the digital array). Note: that the positive direction is to the right and down.

Type: real

Unit: pixel

sample_type The `sample_type` element indicates the data storage representation of sample value.

Type: identifier

Value: `ieee_real`, `lsb_integer`, `lsb_unsigned_integer`, `msb_integer`, `msb_unsigned_integer`, `pc_real`, `unsigned_integer`, `vax_real`

sampling_factor The `sampling_factor` element provides the value N, where every Nth data point was kept from the original data set by selection, averaging, or taking the median. Note: When applied to an image object, the single value represented in `sampling_factor` applies to both the lines and the samples. When applied to a table object, the value applies only to the rows.

Type: real

sampling_parameter_interval The `sampling_parameter_interval` element identifies the spacing of points at which data are sampled and at which a value for an instrument or dataset parameter is available. This sampling interval can be either the original (raw) sampling or the result of some resampling process. For example, in 48-second magnetometer data the sampling interval is 48. The sampling parameter (time, in the example) is identified by the `sampling_parameter_name` element.

Type: real

sampling_parameter_name The `sampling_parameter_name` element provides the name of the parameter which determines the sampling interval of a particular instrument or dataset parameter. For example, magnetic field intensity is sampled in time increments, and a spectrum is sampled in wavelength or frequency.

Type: character

Value: along_track_distance, atomic_number, delay-doppler, distance, energy_per_nucleon, frequency, frequency_offset, n/a, pixel, time, unk, voltage, wave_number, wavelength

sampling_parameter_unit The sampling_parameter_unit element specifies the unit of measure of associated data sampling parameters.

Type: character

Value: amplitude, area, atomic_number, centimeter, degree, degree_(areocentric_solar_longitude), hertz, hour, intensity, kilometer, mars_solar_day, mars_solar_day_/_25, meter, mev_per_nucleon, micrometer, microsecond, minute, n/a, nanometer, phase, second, seconds, ticks, unk, volts, ...

scaling_factor The scaling factor element provides the constant value by which the stored value is multiplied. See also: offset. Note: Expressed as an equation: true value = offset value + (scaling factor x stored value). In PDS Magellan altimetry and radiometry labels, the scaling_factor data element is defined as the value of the conversion factor for the best_non_range_sharp_model_tpt and the non_range_sharp_echo_prof element that multiplies the integer array elements of the best_non_range_sharp_model_tpt and the non_range_sharp_echo_prof to yield their physical values, expressed as equivalent radar cross-sections in units of km**2.

Type: context_dependent

second_standard_parallel Please refer to the definition for first_standard_parallel element to see how second_standard_parallel is defined.

Type: real

Unit: deg

sequence_number The sequence_number element indicates a number designating the place occupied by an item in an ordered sequence.

Type: integer

software_desc The `software_desc` element describes the functions performed by the data processing software. If the subject software is a program library, this element may provide a list of the contents of the library.

Type: character

software_id The `software_id` element is a short-hand notation for the software name, typically sixteen characters in length or less (e.g., `tbtool,lablib3`).

Type: character

software_license_type The `software_license_type` element indicates the licensing category under which this software falls.

Type: identifier

Value: commercial, public_domain, shareware

software_name The `software_name` element identifies data processing software such as a program or a program library.

Type: character

software_purpose The `software_purpose` element describes the intended use of the software.

Type: identifier

Value: analysis, browse, copy, data_modeling, development, display, documentation, inventory, management, mathematics, modification, processing, production, reformatting, subsetting, theory, transformation, verification

software_version_id The `software_version_id` element indicates the version (development level) of a program or a program library.

Type: character

source_file_name The `source_file_name` element provides the name of a specific file that resides within the same data directory and contributes data to a given product. See also: `source_product_id`.

Type: character

source_line_samples The source_line_samples element indicates the total number of samples in the image from which a rectangular sub-image has been derived. Note: In the PDS, if source_line_samples appears in the image object, it should be greater than the value of line_samples, to indicate that the image described by lines and line_samples is a sub-image of the original (source) image.

Type: integer

source_lines The source_lines element indicates the total number of lines in the image from which a rectangular sub-image has been derived. Note: If source_lines appears in the image object, it should be greater than the value of lines, to indicate that the image described by lines and line_samples is a sub-image of the original (source) image.

Type: integer

source_sample_bits The source_sample_bits element indicates the number of bits, or units of binary information, that make up a sample value in the source file used to produce a sub-image.

Type: integer

Value: 1, 16, 2, 32, 4, 64, 8

spacecraft_clock_start_count The spacecraft_clock_start_count element provides the value of the spacecraft clock at the beginning of a time period of interest. Note: In the PDS, sclk_start_counts have been represented in the following ways: Voyager - Flight Data Subsystem (FDS) clock count (floating point 7.2) Mariner 9 - Data Automation Subsystem, Mariner 10 - FDS - spacecraft_clock Mars Pathfinder - spacecraft clock

Type: character

spacecraft_clock_stop_count The spacecraft_clock_stop_count element provides the value of the spacecraft clock at the end of a time period of interest.

Type: character

start_bit The start_bit element identifies the location of the first bit of a bit field data object such as a BIT_COLUMN or BIT_ELEMENT. Bits are numbered from left to right, counting from 1. The start_bit value assumes that any necessary byte re-ordering has already been performed.

Type: integer

start_byte The start_byte element in a data object identifies the location of the first byte of the object, counting from 1. For nested objects, the start_byte value is relative to the start of the enclosing object.

Type: integer

start_time The start_time element provides the date and time of the beginning of an event or observation (whether it be a spacecraft, ground-based, or system event) in UTC. Formation rule: YYYY-MM-DDThh:mm:ss[.fff].

Type: time

stop_time The stop_time element provides the date and time of the end of an observation or event (whether it be a spacecraft, ground-based, or system event) in UTC. Formation rule: YYYY-MM-DDThh:mm:ss[.fff].

Type: time

stretch_maximum The stretch_maximum element provides the sample value in a data object which should normally be mapped to the highest display value available on an output device for optimum viewing. Sample values between stretch_minimum and stretch_maximum values are linearly interpolated over the dynamic range of the display device. If it is necessary to map the sample value to a value other than the highest display value (normally 255), the stretch_minimum is expressed as a sequence of values, where the first value represents the sample value in the data object and the second value represents the target output value to the display device. For example: stretch_maximum = 120 indicates that sample values greater than 120 should be mapped to 255 on the output device. stretch_minimum = (120,230) indicates that sample values greater than 120 should be mapped to 230 on the output device. The STRETCHED_FLAG keyword indicates whether the stretch has already been applied to the data (stretched_flag = true) or whether it needs to be applied (stretched_flag = false).

Type: integer

stretch_minimum The `stretch_minimum` element provides the sample value in a data object which should normally be mapped to the highest display value available on an output device for optimum viewing. Sample values between `stretch_minimum` and `stretch_maximum` values are linearly interpolated over the dynamic range of the display device. If it is necessary to map the sample value to a value other than the highest display value (normally 255), the `stretch_minimum` is expressed as a sequence of values, where the first value represents the sample value in the data object and the second value represents the target output value to the display device. For example: `stretch_maximum = 120` indicates that sample values greater than 120 should be mapped to 255 on the output device. `stretch_minimum = (120,230)` indicates that sample values greater than 120 should be mapped to 230 on the output device. The `STRETCHED_FLAG` keyword indicates whether the stretch has already been applied to the data (`stretched_flag = true`) or whether it needs to be applied (`stretched_flag = false`).

Type: integer

stretched_flag The `stretched_flag` element indicates whether a data object has been stretched using the `minimum_stretch` and `maximum_stretch` parameters. A value of `TRUE` means that it has been stretched and a value of `FALSE` means it has not been stretched.

Type: character

Value: false, true

suffix_base The `xxx_suffix_base` element of a 1-3 dimensional qube object (where `xxx` is an `axis_name` of the qube) provides the sequence of base values of the suffix items along the `xxx` axis. The length of the sequence is specified by the `axes` element, and its order must correspond to the order of names in the `xxx_suffix_names` element. In a Standard ISIS Qube, the axis names are restricted to `SAMPLE`, `LINE` and `BAND`. For the `BAND` axis, for example, the element will be named `BAND_SUFFIX_BASE`. Each base value, together with the corresponding multiplier, describes the scaling performed on a 'true' data value to compute the value stored in the suffix location. It also defines the method for recovering the 'true' value: 'true' value = base + multiplier * stored value. In ISIS practice, the value of the base is 0.0 for real items, since scaling is not usually necessary for floating point data. Note: Base and multiplier correspond directly to the data elements `OFFSET` and `SCALING_FACTOR`.

Type: real

suffix_bytes The `suffix_bytes` element identifies the allocation in bytes of each suffix data value. It is the unit of the dimensions specified by the `suffix_items` element. In the current build of ISIS, `suffix_bytes` must always be 4. This means that all suffix items (unlike core items) occupy 4 bytes, even though in some cases the defined suffix data value may be less than 4 bytes in length.

Type: integer

suffix_high_instr_sat The `xxx_suffix_high_instr_sat` element of a 1-3 dimensional qube object (where `xxx` is an axis name of the qube) provides the sequence of high instrument saturation values of the suffix items along the `xxx` axis. The length of the sequence is specified by the `axes` element, and its order must correspond to the order of names in the `xxx_suffix_names` element. In a Standard ISIS Qube, the axis names are restricted to `SAMPLE`, `LINE` and `BAND`. For the `BAND` axis, for example, the element will be named `BAND_SUFFIX_HIGH_INSTR_SAT`. Each high instrument saturation value identifies the special value whose presence indicates the measuring instrument was saturated at the high end. This value must be algebraically less than the value of the `xxx_suffix_valid_minimum` element. For Standard ISIS Qubes, a value been chosen by ISIS convention. The general data type of the value is determined by the corresponding `xxx_suffix_item_type` element. If the latter is integer or unsigned integer, the general data type is integer. If `core_item_type` is real, the value will be hardware- specific (or rather floating-point-representation-specific) so that it may be specified exactly near the bottom of the allowable range of values. A non-decimal (hexadecimal) general data type is used for this purpose; e.g. `16#FFFCFFFF#` for a VAX.

Type: context_dependent

Value: -32765, `16#fffcfff#`, 3

suffix_high_repr_sat The `xxx_suffix_high_repr_sat` element of a 1-3 dimensional qube object (where `xxx` is an axis name of the qube) provides the sequence of high representation saturation values of the suffix items along the `xxx` axis. The length of the sequence is specified by the `axes` element, and its order must correspond to the order of names in the `xxx_suffix_names` element. In a Standard ISIS Qube, the axis names are restricted to `SAMPLE`, `LINE` and

BAND. For the BAND axis, for example, the element will be named BAND_SUFFIX_HIGH_REPR_SAT. Each high representation saturation value identifies the special value whose presence indicates the true value cannot be represented in the chosen data type and length – in this case being above the allowable range – which may happen during conversion from another data type. This value must be algebraically less than the value of the xxx_suffix_valid_minimum element. For Standard ISIS Qubes, a value has been chosen by ISIS convention. The general data type of the value is determined by the corresponding xxx_suffix_item_type element. If the latter is integer or unsigned integer, the general data type is integer. If the corresponding xxx_suffix_item_type is real, the value will be hardware-specific (or rather floating-point-representation-specific) so that it may be specified exactly near the bottom of the allowable range of values. A non-decimal (hexadecimal) general data type is used for this purpose; e.g. 16#FFFBFFFF# for a VAX.

Type: context_dependent

Value: -32764, 16#fffbfff#, 4

suffix_item_bytes The xxx_suffix_item_bytes element of a 1-3 dimensional qube object (where xxx is an axis_name of the qube) provides the sequence of sizes (in bytes) of the suffix items along the xxx axis. Though all items occupy the number of bytes specified by the suffix_bytes element, an item may be defined to be less than 4 bytes in length. The length of the sequence is specified by the axes element, and its order must correspond to the order of names in the xxx_suffix_names element. In a Standard ISIS Qube, the axis names are restricted to SAMPLE, LINE and BAND. For the BAND axis, for example, the element will be named BAND_SUFFIX_ITEM_BYTES.

Type: integer

Value: 1, 2, 4

suffix_item_type The xxx_suffix_item_type element of a 1-3 dimensional qube object (where xxx is an axis_name of the qube) provides the sequence of data types of the suffix items along the xxx axis. The length of the sequence is specified by the axes element, and its order must correspond to the order of names in the xxx_suffix_names element. In a Standard ISIS Qube, the axis names are restricted to SAMPLE, LINE and BAND. For the BAND axis, for example, the element will be named BAND_SUFFIX_ITEM_TYPE.

Type: identifier

Value: unsigned_integer, vax_bit_string, vax_integer, vax_real

suffix_items The `suffix_items` element provides the sequence of dimensions of the suffix areas of a qube data object. The suffix size of the most frequently varying axis is given first. The length of the sequence is specified by the `axes` element, and its order must correspond to the order of dimensions in the `core_items` element, and the order of names in the `axis_name` element. Each suffix dimension is measured in units of the `suffix_bytes` element. In a Standard ISIS Qube, suffix items along the SAMPLE, LINE and BAND axes correspond to 'sideplanes', 'bottomplanes' and 'backplanes', respectively, of the core of the qube.

Type: integer

suffix_low_instr_sat The `xxx_suffix_low_instr_sat` element of a 1-3 dimensional qube object (where `xxx` is an `axis_name` of the qube) provides the sequence of low instrument saturation values of the suffix items along the `xxx` axis. The length of the sequence is specified by the `axes` element, and its order must correspond to the order of names in the `xxx_suffix_names` element. In a Standard ISIS Qube, the axis names are restricted to SAMPLE, LINE and BAND. For the BAND axis, for example, the element will be named BAND.SUFFIX_LOW_INSTR.SAT. Each low instrument saturation value identifies the special value whose presence indicates the measuring instrument was saturated at the low end. This value must be algebraically less than the value of the `xxx_suffix_valid_minimum` element. For Standard ISIS Qubes, a value been chosen by ISIS convention. The general data type of the value is determined by the corresponding `xxx_suffix_item_type` element. If the latter is integer or unsigned integer, the general data type is integer. If `core_item_type` is real, the value will be hardware-specific (or rather floating-point-representation-specific) so that it may be specified exactly near the bottom of the allowable range of values. A non-decimal (hexadecimal) general data type is used for this purpose; e.g. `16#FFFDFFFF#` for a VAX.

Type: context_dependent

Value: -32766, `16#fffdfff#`, 2

suffix_low_repr_sat The `xxx_suffix_low_repr_sat` element of a 1-3 dimensional qube object (where `xxx` is an `axis_name` of the qube) provides the sequence of low representation saturation values of the suffix items along the `xxx` axis. The length of the sequence is specified by the `axes` element, and its order must correspond to the order of names in the `xxx_suffix_names` element. In a Standard ISIS Qube, the axis names are restricted to `SAMPLE`, `LINE` and `BAND`. For the `BAND` axis, for example, the element will be named `BAND_SUFFIX_LOW_REPR_SAT`. Each low representation saturation value identifies the special value whose presence indicates the true value cannot be represented in the chosen data type and length – in this case being below the allowable range – which may happen during conversion from another data type. This value must be algebraically less than the value of the `xxx_suffix_valid_minimum` element. For Standard ISIS Qubes, a value has been chosen by ISIS convention. The general data type of the value is determined by the corresponding `xxx_suffix_item_type` element. If the latter is integer or unsigned integer, the general data type is integer. If the corresponding `xxx_suffix_item_type` is real, the value will be hardware-specific (or rather floating-point-representation-specific) so that it may be specified exactly near the bottom of the allowable range of values. A non-decimal (hexadecimal) general data type is used for this purpose; e.g. `16#FFFEFFFF#` for a VAX.

Type: context_dependent

Value: -32767, 1, `16#ffeffff#`

suffix_multiplier The `xxx_suffix_multiplier` element of a 1-3 dimensional qube object (where `xxx` is an `axis_name` of the qube) provides the sequence of multipliers of the suffix items along the `xxx` axis. The length of the sequence is specified by the `axes` element, and its order must correspond to the order of names in the `xxx_suffix_names` element. In a Standard ISIS Qube, the axis names are restricted to `SAMPLE`, `LINE` and `BAND`. For the `BAND` axis, for example, the element will be named `BAND_SUFFIX_MULTIPLIER`. Each multiplier, together with the corresponding base value, describes the scaling performed on a 'true' data value to compute the value stored in the suffix location. It also defines the method for recovering the 'true' value: `'true'_value = base + multiplier * stored_value` In ISIS practice, the value of the multiplier is 1.0 for real items, since scaling is not usually necessary for floating point data.

Type: real

suffix_name The `xxx_suffix_name` element of a 1-3 dimensional qube object (where `xxx` is an axis_name of the qube) provides the sequence of names of the suffix items along the `xxx` axis. The length of the sequence is specified by the `axes` element, and its order must correspond to the order of dimensions in the `core_items` and `suffix_items` elements. In a Standard ISIS Qube, the axis names are restricted to `SAMPLE`, `LINE` and `BAND`. For the `BAND` axis, for example, the element will be named `BAND_SUFFIX_NAME`. Band suffix planes (backplanes) are commonly used to store geometry and other information corresponding at each pixel to the pixels of the core planes, such as latitude and longitude.

Type: character

Value: background, emission_angle, incidence_angle, intercept_altitude, latitude, longitude, phase_angle, slant_distance

suffix_null The `xxx_suffix_null` element of a 1-3 dimensional qube object (where `xxx` is an axis name of the qube) provides the sequence of null values of the suffix items along the `xxx` axis. The length of the sequence is specified by the `axes` element, and its order must correspond to the order of names in the `xxx_suffix_names` element. In a Standard ISIS Qube, the axis names are restricted to `SAMPLE`, `LINE` and `BAND`. For the `BAND` axis, for example, the element will be named `BAND_SUFFIX_NULL`. Each null value identifies the special value whose presence indicates missing data. This value must be algebraically less than the value of the `xxx_suffix_valid_minimum` element. For Standard ISIS Qubes, the null value is chosen to be the algebraically smallest value allowed by the `xxx_suffix_item_type` and `xxx_suffix_item_bytes` elements. The general data type of the null value is determined by the corresponding `xxx_suffix_item_type` element. If the latter is integer or unsigned integer, the general data type is integer. If `core_item_type` is real, the value will be hardware-specific (or rather floating-point-representation-specific) so that it may be specified exactly at the bottom of the allowable range of values. A non-decimal (hexadecimal) general data type is used for this purpose; e.g. `16#FFFFFFFF#` for a VAX. Note: The `SUFFIX_NULL` element corresponds directly to the PDS standard data element `MISSING`.

Type: context_dependent

Value: -32768, 0, 16#ffffff#

suffix_unit The `xxx_suffix_unit` element of a 1-3 dimensional qube object (where `xxx` is an `axis_name` of the qube) provides the sequence of scientific units of the suffix items along the `xxx` axis. The length of the sequence is specified by the `axes` element, and its order must correspond to the order of names in the `xxx_suffix_names` element. In a Standard ISIS Qube, the axis names are restricted to SAMPLE, LINE and BAND. For the BAND axis, for example, the element will be named BAND_SUFFIX_UNIT.

Type: character

suffix_valid_minimum The `xxx_suffix_valid_minimum` element of a 1-3 dimensional qube object (where `xxx` is an `axis_name` of the qube) provides the sequence of valid minima of the suffix items along the `xxx` axis. The length of the sequence is specified by the `axes` element, and its order must correspond to the order of names in the `xxx_suffix_names` element. In a Standard ISIS Qube, the axis names are restricted to SAMPLE, LINE and BAND. For the BAND axis, for example, the element will be named BAND_SUFFIX_VALID_MINIMUM. Suffix item values algebraically less than the corresponding valid minimum are reserved for special values indicating missing data or various types of invalid data. The general data type of this element is determined by the `xxx_suffix_item_type` element. If the latter is integer or unsigned integer, the general data type is integer. If `xxx_suffix_item_type` is real, the general data type is non-decimal (hexadecimal, e.g. 16#FF-FFFFFF#) so that a hardware-specific special value may be specified exactly.

Type: context_dependent

Value: -32752, 16#ffffff#, 5

table_storage_type The `table_storage_type` element indicates the order of storage for entries in a table. For enhanced portability and ease of display, the default and recommended storage type for tables is row major.

Type: character

Value: column_major, row_major

target_desc The `target_desc` element describes the characteristics of a particular target.

Type: character

target_name The `target_name` element identifies a target. The target may be a planet, satellite, ring, region, feature, asteroid or comet. See `target_type`.

Type: character

Value: 1000_piazzia, 1001_gaussia, 1003_lilofee, 1004_beloposkya, 1005_arago, 1006_lagrangea, 1007_pawlowia, 10094_eijikato, 100_hekate, 1011_laodamia, 1012_sarema, 1013_tombecka, 1014_semphyra, 1015_christa, 1016_anitra, 1017_jacqueline, 1018_arnolda, 10199_chariklo, 1019_strackea, 101_helena, 1020_arcadia, 1021_fiammario, 102_miriam, 10_hygiea, 1_ceres, ...

target_type The `target_type` element identifies the type of a named target. Example values: PLANET, SATELLITE, RING, REGION, FEATURE, ASTEROID, COMET.

Type: identifier

Value: asteroid, calibration, comet, dust, galaxy, globular_cluster, meteorite, meteoroid_stream, meteoroid_stream, n/a, nebula, open_cluster, planet, planetary_nebula, planetary_system, planetary_system, plasma_cloud, reference, ring, satellite, star, star_cluster, sun, terrestrial_sample, trans-neptunian_obj, ...

technical_support_type The `technical_support_type` element indicates the type of support provided for a piece of software. SOURCE_NAME = PDS CN/S. Hughes.

Type: identifier

Value: full, one_time, prototype

telephone_number The `telephone_number` element provides the area code, telephone number and extension (if any) of an individual or node. See also: `fts_number`.

Type: character

transfer_command_text The `transfer_command_text` element represents the complete command used to create a data volume, such as COPY or BACKUP for tape volumes. It should also include special flags that were used to perform the command (eg. `tar -xvf`).

Type: character

unit The unit element provides the full name or standard abbreviation of a unit of measurement in which a value is expressed. Example values: square meter, meter per second. Note: A table of standard units representing those published by the Systeme Internationale appears in the 'Units of Measurement' section of the PSD. (Please refer to the table of contents for its location.) The values in this table's 'Unit Name' column constitute the standard values for the data element UNIT.

Type: character

unknown_constant The unknown_constant element supplies the numeric value used to represent the figurative constant 'UNK'. 'UNK' (Unknown) is defined as indicating when values for a particular data element in a specific instance is permanently not known.

Type: context_dependent

valid_maximum The valid_maximum data element represents the maximum value that is valid for a data object. Valid_minimum and valid_maximum define the valid range of values for a data object, such as -90 to 90 for a column object containing latitude values. Note: this element should appear in labels only between the 'OBJECT =' and 'END_OBJECT=' lines of an object with a specific data type.

Type: context_dependent

valid_minimum The valid_minimum data element represents the minimum value that is valid for a data object. Valid_minimum and valid_maximum define the valid range of values for a data object, such as -90 to 90 for a column object containing latitude values. Note: this element should appear in labels only between the 'OBJECT =' and 'END_OBJECT=' lines of an object with a specific data type.

Type: context_dependent

vertical_framelet_offset The vertical_framelet_offset element provides the column number of a framelet within a tiled image. In the PDS, offsets are counted from one.

Type: real

volume_format The volume_format element identifies the logical format used in writing a data volume, such as ANSI, TAR, or BACKUP for tape volumes and ISO-9660, HIGH-SIERRA, for CD-ROM volumes.

Type: identifier

Value: ansi, high-sierra, iso-9660, iso-9660_level1, iso-9660_level2, none, tar, udf_iso-9660_bridge, vax-backup

volume_id The volume_id element provides a unique identifier for a data volume. Example: MG_1001.

Type: identifier

volume_insert_text The volume_insert_text element provides a text field to be included on the volume insert. The text field should identify the data products or data sets included on the volume. The text field should consist of 8 or fewer lines of text where each line is no more than 60 characters wide.

Type: character

volume_name The volume_name element contains the name of a data volume. In most cases the volume_name is more specific than the volume_set_name. For example, the volume_name for the first volume in the VOYAGER IMAGES OF URANUS volume set is: Volume 1: Compressed Images 24476.54 - 26439.58

Type: character

volume_series_name The volume_series_name element provides a full, formal name that describes a broad categorization of data products or data sets related to a planetary body or a research campaign (e.g. International Halley Watch). A volume series consists of one or more volume sets that represent data from one or more missions or campaigns. For example, the volume series MISSION TO VENUS consists of the following three volume sets: MAGELLAN: THE MOSAIC IMAGE DATA RECORD MAGELLAN: THE ALTIMETRY AND RADIOMETRY DATA RECORD PRE-MAGELLAN RADAR AND GRAVITY DATA SET COLLECTION

Type: character

Value: ames_mars_general_circulation_model, clementine_mission, deep_impact, deep_impact_support_archive, deep_space_1, deep_space_1_mission, di_ground-based_support_archives, dis_volume_ser_name_aa_0001, dsl_data, earth-based_ring_occultations, giant_planet_satellite_astrometry, giotto_extended_mission_project, ground_based_atmospheric_observations, ihw_archive_addenda, international_halley_watch, iue_comet_database, mars_exploration_rover, mars_gravity, mars_odyssey, mission_to_earth, mission_to_jupiter, mission_to_mars, mission_to_saturn, mission_to_small_bodies, mission_to_the_moon, ...

volume_set_id The volume_set_id element identifies a data volume or a set of volumes. Volume sets are normally considered as a single orderable entity. Examples: USA_NASA_PDS_MG_1001, USA_NASA_PDS_GR_0001_TO_GR_0009

Type: identifier

Value: eu_es_a_dsci_gem_0001, n/a, usa_nasa_ihw_hal, usa_nasa_ihw_hal_0001_to_hal_0023, usa_nasa_ihw_hal_0024, usa_nasa_ihw_hal_0025_to_hal_0026, usa_nasa_jpl_coradr_0001, usa_nasa_jpl_coradr_0042, usa_nasa_jpl_coradr_0043, usa_nasa_jpl_coradr_0045, usa_nasa_jpl_coradr_0046, usa_nasa_jpl_coradr_0047, usa_nasa_jpl_coradr_0048, usa_nasa_jpl_coradr_0050, usa_nasa_jpl_coradr_0051, usa_nasa_jpl_coradr_0053, usa_nasa_jpl_coradr_0054, usa_nasa_jpl_coradr_0055, usa_nasa_jpl_coradr_0058, usa_nasa_jpl_coradr_0059, usa_nasa_jpl_coradr_0060, usa_nasa_jpl_coradr_0061, usa_nasa_jpl_coradr_0062, usa_nasa_jpl_coradr_0063, usa_nasa_jpl_coradr_0064, ...

volume_set_name The volume_set_name element provides the full, formal name of one or more data volumes containing a single data set or a collection of related data sets. Volume sets are normally considered as a single orderable entity. For example, the volume series MISSION TO VENUS consists of the following three volume sets: MAGELLAN: THE MOSAIC IMAGE DATA RECORD MAGELLAN: THE ALTIMETRY AND RADIOMETRY DATA RECORD PRE-MAGELLAN RADAR AND GRAVITY DATA SET COLLECTION In certain cases, the volume_set_name can be the same as the volume_name, such as when the volume_set consists of only one volume.

Type: character

Value: clementine:_basemap_mosaic, clementine:_edr_image_archive,
clementine:_intermediate_and_reduced_bistatic_radar_data,
clementine:_raw_bistatic_radar_data_archive,
clementine_basemap_mosaic, clementine_hires_mosaic,
clementine_uvvis_mosaic, comet_halley_archive,
comets_crommelin_and_giacobini-zinner_archive,
dtm/mdim:_global_coverage,
electron_temperature_probe_processed_data_sets,
fields_and_particles_data_sets,
galileo:_near_infrared_mapping_spectrometer_(nims)_cube_dat,
galileo:_near_infrared_mapping_spectrometer_(nims)_cube_data,
galileo:_near_infrared_mapping_spectrometer_(nims)_edr_data,
galileo:_raw_radio_science_data,
galileo_earth/moon_nims_experiment_data_records_v1.0,
galileo_probe_archive, galileo_solid_state_imaging_orbits_11_-_17,
galileo_solid_state_imaging_raw_edr_images,
galileo_venus_nims_experiment_data_records_v1.0,
geologic_remote_sensing_field_experiment,
giotto_extended_mission_archive,
ground_based_atmospheric_observations,
hst/wfpc2_saturn_images_through_november_1995, ...

volume_version_id The volume_version_id element identifies the version of a data volume. All original volumes should use a volume_version_id of 'Version 1'. Versions are used when data products are remade due to errors or limitations in the original volumes (test volumes, for example), and the new version makes the previous volume obsolete. Enhancements or revisions to data products which constitute alternate data products should be assigned a unique volume id, not a new version id. Examples: Version 1, Version 2.

Type: character

volumes The volumes element provides the number of physical data volumes contained in a volume set. Note: In the PDS, volumes represents the total number of related data volumes that comprise a single orderable unit, as represented by the volume_set_id. For Example, the volume set VOYAGER IMAGES OF URANUS has the volume_set_id of USA_NASA_PDS_VG_0001_TO_VG_0003 and the value for volumes would be 3.

Type: integer

western_most_longitude TBD description
xxx_high_instr_sat TBD description
xxx_high_repr_sat TBD description
xxx_low_instr_sat TBD description
xxx_low_repr_sat TBD description
xxx_suffix_base TBD description
xxx_suffix_item_bytes TBD description
xxx_suffix_item_type TBD description
xxx_suffix_multiplier TBD description
xxx_suffix_name TBD description
xxx_suffix_null TBD description
xxx_suffix_unit TBD description
xxx_suffix_valid_minimum TBD description

16 Glossary

The following glossary contains a list of terms used within this specification and the definitions for those terms.

Abstract_Class An "abstract class" is a class that can not be used to create objects.

Association An "association" is a type of defined relationship between classes.

Attribute An "attribute" is a property or characteristic that allows both identification and distinction.

Cardinality "Cardinality" is the number of values allowed to an attribute or association in a single class. Cardinality in general is stated as a range with a minimum and maximum. For example, an attribute that may be multi-valued will have a cardinality of "1..*". When at least one value is required the minimum cardinality must be at least "1". A cardinality where the minimum and maximum are the same is often shown as the single value. For example, an attribute required to have exactly one value will be shown to have a cardinality of "1".

Class A "class" is the set of attributes which identifies a family. A class is a template from which individual members of each family may be constructed.

Class_Hierarchy A "class hierarchy" is a classification of object types, denoting objects as the instantiations of classes.

Data_Elements A "data element" is a discrete unit of data or metadata. It is an elementary piece of information in a data dictionary.

Entity An "entity" is something that has a distinct, separate existence.

Metadata Metadata is data about data.

Model A "model" is a representation or description designed to show an entity and its composition.

Object An "object" is a specific instance of a class.

17 Review Notes

The following is a general list of notes, anomalies, and things to consider during the design of the next version of the PDS standards. Little attempt has been made to rigorously categorize or analyze the items. They have simply been captured during the development and review of this document.

010_080204_001_DataSetProductMap PDS product labels have Data_Set_Id and Product_Id as required data elements. The definition of Product_Id states that its value must be unique within a data set. The implication is that the a compound key created from Data_Set_Id and Product_id would create a unique identifier for any product across the PDS archive. This also implies that a product can only belong to one data set. However, since there is no requirement or even recommendation that a product belong to only one data set, the current model allows a product to belong to more than one data set. There are examples of this situation occurring at the nodes.

010_080204_002_Bit_Element_NotDefined The Class Bit_Element is not currently defined in the standards reference.

010_080229_003_MissingIDs_LinkClasses Support links between all Identifiable classes. Consider using the W3C Uniform Resource Identifier (URI). In addition consider the equivalent of the Dublin Core (DC) where the standard elements Identifier, Title, and Alternate exist for each Identifiable Class. If a PDS data element plays the role of the DC Identifier (e.g. Data_Set_Id) or the DC Title (e.g. Data_Set_Name) then the PDS data elements are used. The Identifier would be unique

within the PDS. The URI would be unique globally and created from the Identifier. Add unique ids for Software and Document.

010_080229_004_Instrument_Id Added new attribute, `instrument_new_id` as the identifier for instrument. For legacy instruments consider creating a value by concatenating of the values for `instrument_host_id` and `instrument_id`.

010_080229_005_Implicit_File Either eliminate or replace implicit File object. Consider one or more explicit File objects, one for each file that comprises a product. Metadata associated with data objects in a file are associated with the explicit File object referencing that file.

010_080229_006_Class_Hierarchies Class hierarchies are implicit in the PDS model. They should be modeled starting with base classes that include only required attributes. E.g. `Gazetteer_Table` can not currently be modeled as a subclass of `Table`.

010_080321_007_Data_Element_Data_Types The current approach to typing data elements needs refinement. Issues include character set and case constraints. Consider definition of data types that specify character sets.

010_080321_008_Attribute_Gouping Need to consider a mechanism for the grouping of attributes. (e.g. `axis_*` or `baind_*` data element groupings).

010_080321_009_Attribute_Hierarchy The push toward an explicit model and class hierarchies will tend to make more attributes required. However the existing flexibility that allows the addition of "single use" local attributes must not be impaired. Namespaces and control authorities need to be modeled.

010_080410_010_Structural_Models The ODL concept of subobject, as in a `Column` object is a subobject of a `Table Object`, is an intuitive ODL semantic. It is used to imply that `Colum` is a structural component of `Table`. Since we are modeling descriptions and not structures, this concept can be modeled using a composition (relation) along with a meaningful relationship name and description. Formal structural models will be addressed TBD.

010_080410_011_Volume_Data_Set The relationships and models between `Volume` and `Data_Set` are both logical and physical.

010_080410_012_Dependencies Dependencies between classes and attributes are not modeled. For example, a bit column needs the attribute `start_byte` from `column` and the `table pointer`.

- 011_080516_013_DS_1_Bit_Column** Bit_Column - There is no way to specify dependencies like Bit_Column needing start_byte from Column and the pointer from Table.
- 011_080516_014_DS_1_Series** The inheritance of table_storage_type by spectrum and series is awkward.
- 011_080516_015_DS_2_Mission_Target** The MISSION_TARGET sub-object was essentially replaced by data_set_mission. However the mission_target_host relation still exists and might contain unique information such as targets visited for which there is no data.
- 011_080516_016_DS_2_NSSDC_DSID** NSSDC_DATA_SET_ID is both an object and a data element name. In any case, the NSSDC interface is changing.
- 011_080516_017_DS_2_Palette** Palette - Seems to be an anomaly.
- 011_080516_018_DS_2_Table** When the base Table Class (i.e. classes modeled with required keywords only) were eliminated the modeling of the subclasses of table was much more difficult. Note that the description of Index Table states that it is a subclass of table.
- 011_080516_019_DS_3_Software** Software seems to be an anomaly. It is currently used as a catalog object. However, since it describes digital data it would seem to be a data object. Pointer usage is not consistent.
- 011_080516_020_MG_1_SPICE** PDS3 SPICE model needs fixing and input from NAIF. Chuck wants a spice data set linked to instrument however this can not be done since we have not yet modeled data set subclasses.
- 011_080516_021_MG_1_Logical_Volume** Model the standard logical Volume organizations and physical layouts.
- 011_080516_022_MG_1_History** HISTORY object describes a section of the data file (pointed to by the HISTORY pointer) that looks like ODL, however it is not actually part of the PDS label. Inside the bytes of the HISTORY object itself, PDS rules do not apply. And note that it is another anomaly that the HISTORY object (and thus the History class) has neither required nor optional elements or sub-objects. It is, actually, just an elaborate pointer to a text file segment.
- 011_080516_023_MG_1_Index_Table** Do dependencies between suggested columns need to be implemented.
- 011_080516_024_MG_2_Target_Reference_Information**
TARGET_REFERENCE_INFORMATION is an optional object of TARGET. Specific objects should not allow optional objects.

- 011_080516_025_MG_2_Volume** Is Volume a catalog or a data object.
- 011_080516_026_AR_1_Uses_Pointer** Removed "uses_pointer" from the data description classes. The semantics might be needed since has_pointer suggests containment.
- 011_080516_027_AR_1_Data_Supplier** Data_Supplier is a generic catalog object
- 011_080516_028_AR_1_Directory** Directory is a generic catalog object.
- 011_080516_029_AR_1_DataSet_DataProduct** The relation from data set to data product - The "implicit" relation between data_set and data_product is obvious, might exist in the form of certain index_tables, and can be calculated from the relationship between product and data set. Is this sufficient?
- 011_080516_030_AR_1_Description_pointer** For a description pointer, if the thing pointed to has its own label then there is an implicit undocumented relationship between the two things. Does this need to be explicit.
- 011_080516_031_AR_1_Multi-valued_pointers** Are multi-valued pointers allowed?
- 011_080516_032_AR_1_Data_Object_Type** The data_object_type cardinality is currently one even though many data sets have many data_object_types.
- 011_080516_033_AR_1_Resources** Resource linking to data set. Currently this is done as part of housekeeping. The nodes provide resource_information templates and they are linked by the DE to the data sets.
- 011_080516_034_AR_1_Projection_Objects**
 IMAGE_MAP_PROJECTION and DATA_SET_MAP_PROJECTION
 - There should be an association given the way it is modeled in the specification. A relational (ODL) implementation should use a foreign key, the unique identifier of the map projection.
- 011_080516_035_AR_1_Data_Supplier** The Data_Supplier object has optional data elements. This is allowed since the object was not designed to load a catalog database. This raises a question that will have to be answered in the design phase, after we finish this task. Optional elements and especially elements with cardinalities greater than one have added baggage when a traditional catalog (e.g. relational database) is to be implemented. This has limited us in the past (e.g.

data_object_type). It would be nice to consider new implementation options.

011_080516_036_AR_1_Document_Object Also, it is frequently true that in "data" pointers for DOCUMENT objects there is more than one file listed in a single pointer. This is inconsistent with the attributes of the Data_Object_Pointer class in section 9.2 of the IM Spec. SR Chapter 14 ("Pointer Usage") doesn't specifically prohibit this, although it doesn't show any examples of multi-file pointers, but it's a DOCUMENT convention that's been used for years and is included in the sample DOCUMENT object in SR Appendix A. I have also seen cases where sometimes all the files of the same encoding type are grouped together (all the ASCII files, all the PDF files, etc.), and others where all the logical components of a single document are grouped together (the ASCII text and JPEG graphics, e.g.).

011_080516_037_AR_1_has_Product_Implicit This is an anomaly and needs more discussion. There is an explicit association from data product to data set through the use of the foreign key data_set_id in the Identification_Data_Elements class. It could be argued that there is an explicit relationship from data set to data product in an index_table. This was an attempt to model something that seemed obvious.

011_080516_038_AR_1_has_Resource For the implementation of has_Resource, a keyword should exist. It is a housekeeping object and the DE handles the anomaly

011_080516_039_AR_1_Description_Pointer If the thing pointed to by the description pointer has its own label, then there is an association here between products that we've got to document somehow. Even if there isn't another label involved, pointing to an additional file external to both the label and the data in order to provide additional meta-data is a relationship that probably needs to be documented somehow. So I'm thinking maybe one additional pointer class needs to be defined, but I'm not sure you can document its potential associations without pouring cement into the already very muddy waters. - We might want to model the simple case and leave the others as anomalies. Anyway this seems to be a discussion item.

011_080516_040_RJ_1_Bit_Columns BIT_COLUMNS/COLUMNS with ITEMS and the required use of BITS/BYTES.

011_080516_041_RJ_1_PSDD PSDD is currently considered an anomaly and will be readdressed in PDS4.

- 011_080516_042_RJ_1_Catalog_Pointers** Catalog pointers are an anomaly
- 011_080521_043_MG_3_Label_Revision_Note** The requirement that label_revision_note is required within PDS catalog files simply add an attribute without context. The label_revision_note is not an attribute of the class. What is it an attribute of?
- 011_080605_044_RG_2_Product_Data_Set_Id** The data element product_data_set_id used in the inventory node media class should be replaced with data_set_id.
- 011_080605_045_RG_2_Processing_History** Data Set processing history needs to be revisited. At the least, the model needs to support the ability to link an edr data set to its rdr data set and similar cases. Capture of software used, parameters, and other ancillary files needs consideration.
- 011_080717_046_DS_6_QUBE** QUBE - Special requirements are imposed by the ISIS system but the Stds Ref leaves open the question of whether these are also PDS requirements. The text for PDS users should be clarified
- 011_080717_047_DS_6_Generic_Product** The current model for products is generic. It does not have subclasses for Image, Table, etc. Therefore it is difficult to determine the required tagged_data_objects and their associated data objects for a specific product type.
- 011_080722_048_DS_7_Spec_Qube** Spectral.Qube - Conditional keyword anomaly - SUFFIX_BYTES is a required attribute if suffix planes are included
- 011_080722_049_TK_2_Fig_Constants** Figurative constants (e.g. unknown_constant) should be modeled in Column and not Index_Table
- 011_080722_050_TK_2_TDO_Anomalies** All tagged data objects should have one required pointer and one required data_object. In PDS3 Tagged_Text_Object has no required pointer, Document allows more than one data_object, and Implicit_File does not have an explicit pointer.
- 011_080817_051_CI_1_Sequences** The use of sequences as standard values is an anomaly. For example the PSDD defines Band_Sequence with general_data_type = CHARACTER and has a standard value list consisting of ODL sequences, each containing a unique permutation of three values.

- 011_080817_052_TK_2.2_Data_Types** Current data type specifications are not sufficient for defining data elements.
- 011_080817_053_BS_1_SPICE_PSDD** NAIF requests PSDD be removed from the SPICE_Kernel class definition.
- 011_080817_054_BS_1_SPICE_KERNEL_VV** Fix multiple instances of "SPICE_Kernel" in the PSDD valid values list. One exists with blanks the other with underscore.
- 011_080817_055_EG_1_Attribute_Ordering** Attribute Ordering - The implementation requirements on SFDU and PDS_VERSION_ID suggest that the model needs to specify attribute ordering, at least for these two attributes. For the PDS3 model specification this will not be addressed other than to state that the PDS3 standards need to be consulted for the particulars.
- 011_080817_056_EG_1_Units** Units - ¿confirm anomaly exists¿ The PDS3 model specification does not provide "units". The modeling database used to generate the PDS3 model specification includes a copy of the PSDD. Units, min/max values and all other data element definitional information is available. The presentation of units will be taken up as part of PDS4.
- 011_080817_057_EG_1_Implicit_Assumptions** Implicit Assumptions - In general, during the development of the PDS4 data architecture, implicit assumptions are to be made explicit where ever possible. (e.g. Histogram) - "How can the bits be interpreted without knowing if the values are ascii (unlikely case) or binary? Or how does the model capture assumptions or defaults like this is it assumed that the histogram is binary if interchange format is not listed? The description of histogram in the standards has other assumptions that the model does not capture. For example, if scale and offset are not given, then they are assumed to be 1 and 0.)"
- 011_080817_058_EG_1_DE_Relationships** The PSDD does not capture relationships between data elements such as "has similar meaning" and "has similar valid values".
- 011_080817_059_EG_1_text_object** Text - "Why do we have a text object? Shouldn't it be related to a document? Why does text use note (required) and document use description (optional) as attributes? Why is interchange format optional? Shouldn't text objects always be ascii? Even though EDCDIC is a standard value for interchange.format, would we allow a text object in EDCDIC or a binary text object?"

011_080817_060_EG_1.Compressed_file_objects Compression - Compressed file objects are not handled consistently, especially in regard to legacy data. (e.g. Huffman First Difference) - Consider the subclassing of explicit file for a compressed file class in PDS4. – "There is nothing in the spec about modeling compressed data, whereas the standards ref. has a separate appendix that lists requirements for describing some types of compressed data. The requirements for JPEG2000 and ZIP list two required objects that I don't see in the spec compressed_file and uncompressed_file (and uncompressed_file seems to require the image object). Requirements for other compression methods are not described in the appendix (listed as tbd), but existing usage in PDS does not conform to the way JPEG2000 and ZIP are described."

011_080817_061_EG_1.Browse_Images Browse_Images - "There seems to be an implicit rule in PDS that browse products cannot be described as images because they are compressed and not considered by some to be data. Yet encoding_type is a valid optional attribute for the image object and its standard values includes several compression methods."

011_080817_062_EG_1.Data_Object_Pointer Data_Object_Pointer - In a PDS3 attached label, both file name and offset are not required. Address this issue together with the issue of attached labels.

020_070616_007_Products_Extensions Added Ancillary products comprised of at least one data object and descriptive information about that data object. This subclass of products include software, document, and SPICE products.