




# Operations Report

PDS Management Council Meeting

Washington, D.C.

November 2006

<http://pds.nasa.gov>




# Topics

---



- **Catalog Cleanup**
  - Status
  - Timeline
  - July 2006 Summary
  - Oct 2006 Summary
- **Process Improvement**
  - Release Process
  - Keyword Approval Process
- **Performance Monitoring**
  - System Performance
  - Monthly Summary
- **Backup Material (Catalog Cleanup)**
  - Discrepancy Causes
  - April 2006 Summary




## Catalog Cleanup - Status

---

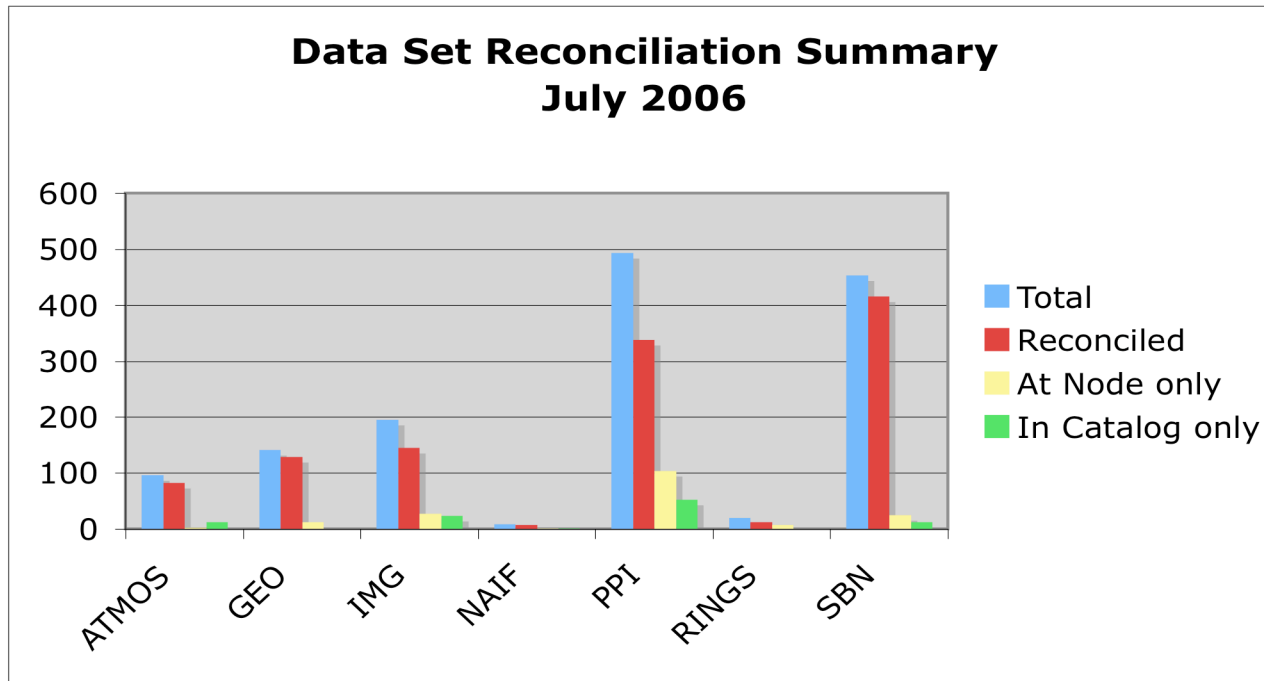
---




- **Catalog/DN data holding reconciliation**
  - Generated reconciliation reports for all Nodes in October
  - Report and status for each Node posted on EN web page:  
<http://pds-engineering.jpl.nasa.gov/index.cfm?pid=3&cid=69>
  - Good progress made on data set reconciliation for majority of the Nodes
  - Completed data set terse descriptions verification for RINGS and NAIF
- **Timeline**
  - Identify rest of the problems (Feb 2007)
  - Present resolution plan to MC (Mar 2007)
  - Resolve the problems (Aug 2007)



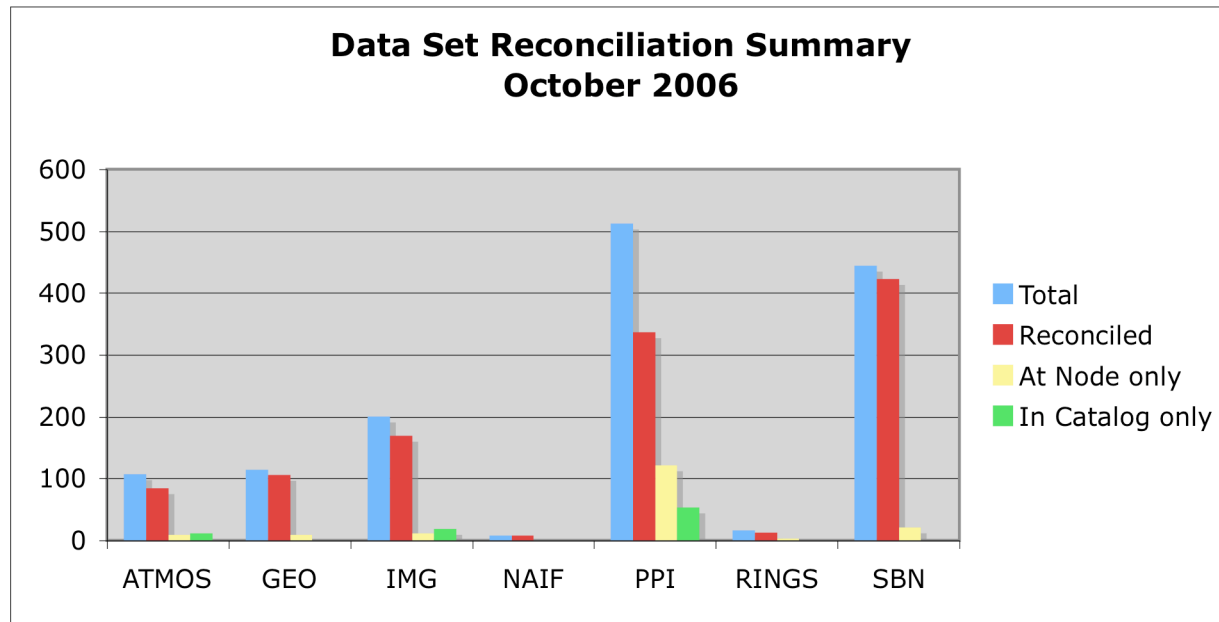
## Catalog Cleanup - July 2006 Summary




	ATMOS	GEO	IMG	NAIF	PPI	RINGS	SBN
Total	97	141	196	9	494	20	453
Reconciled	83	129	145	7	338	12	416
At Node only	2	12	27	1	104	8	25
In Catalog only	12	0	24	1	52	0	12



# Catalog Cleanup - Oct 2006 Summary



	ATMOS	GEO	IMG	NAIF	PPI	RINGS	SBN
Total	107	115	201	8	513	17	445
Reconciled	85	106	170	8	337	13	423
At Node only	10	9	12	0	122	4	22
In Catalog only	12	0	19	0	54	0	0




## Process Improvement - Release & Keyword Process

---



- **Release process**
  - Examined current process (Oct 2006)
  - Propose automation (Dec 2006)
  
- **Keyword approval process**
  - Examined current process (Jul 2006)
  - Proposed enhanced process (Aug 2006)
  - Prototyped a tool to support the new process (Oct 2006)
  - Review by Nodes (Dec-Jan 2006)




## Performance Monitoring - System Performance

---

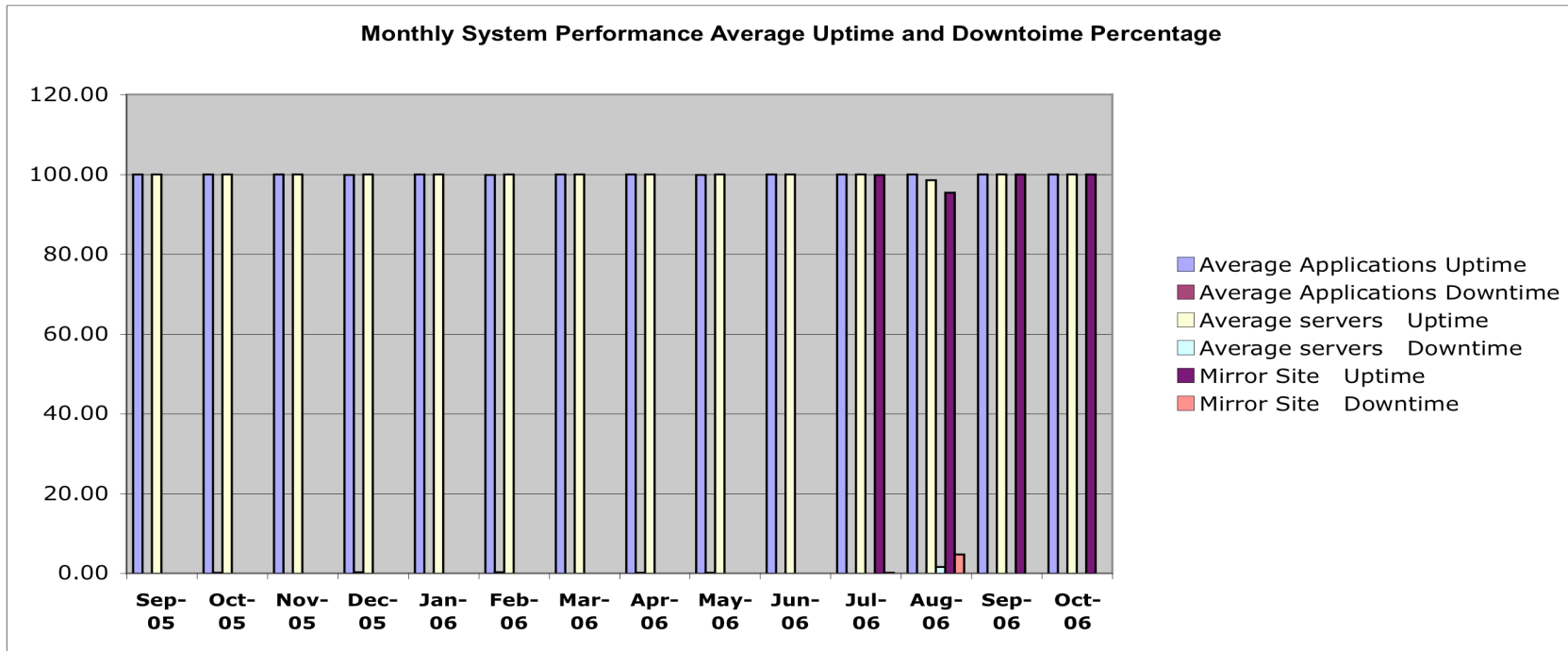
---



- Automated System Monitoring
  - EN servers
  - EN applications
  - Mirror Site
  - Nodes Product Servers
- Monthly reports on EN site  
<http://pds-engineering.jpl.nasa.gov/index.cfm?pid=6&cid=30>
- Proven high availability (mostly 99.9x to 100% uptime)




# Performance Monitoring - Monthly Summary



	Average Applications		Average servers		Mirror Site	
	Uptime	Downtime	Uptime	Downtime	Uptime	Downtime
Sep-09	99.97	0.03	100.00	0.00		
Oct-09	99.92	0.08	100.00	0.00		
Nov-09	99.96	0.04	100.00	0.00		
Dec-09	99.81	0.19	100.00	0.00		
Jan-10	99.97	0.03	100.00	0.00		
Feb-10	99.77	0.23	100.00	0.00		
Mar-10	99.98	0.02	100.00	0.00		
Apr-10	99.93	0.07	99.95	0.05		
May-10	99.83	0.18	99.98	0.02		
Jun-10	99.95	0.05	99.99	0.01		
Jul-10	99.98	0.02	99.94	0.02	99.833	0.067
Aug-10	99.98	0.02	98.45	1.55	95.36	4.64
Sep-10	99.98	0.02	100.00	0.00	100	0
Oct-10	100.00	0.00	100.00	0.00	100	0


Note: University of Maryland had a planned systems outage in July and August, 2006





---

# Backup Material




## Catalog Cleanup - Discrepancy Causes

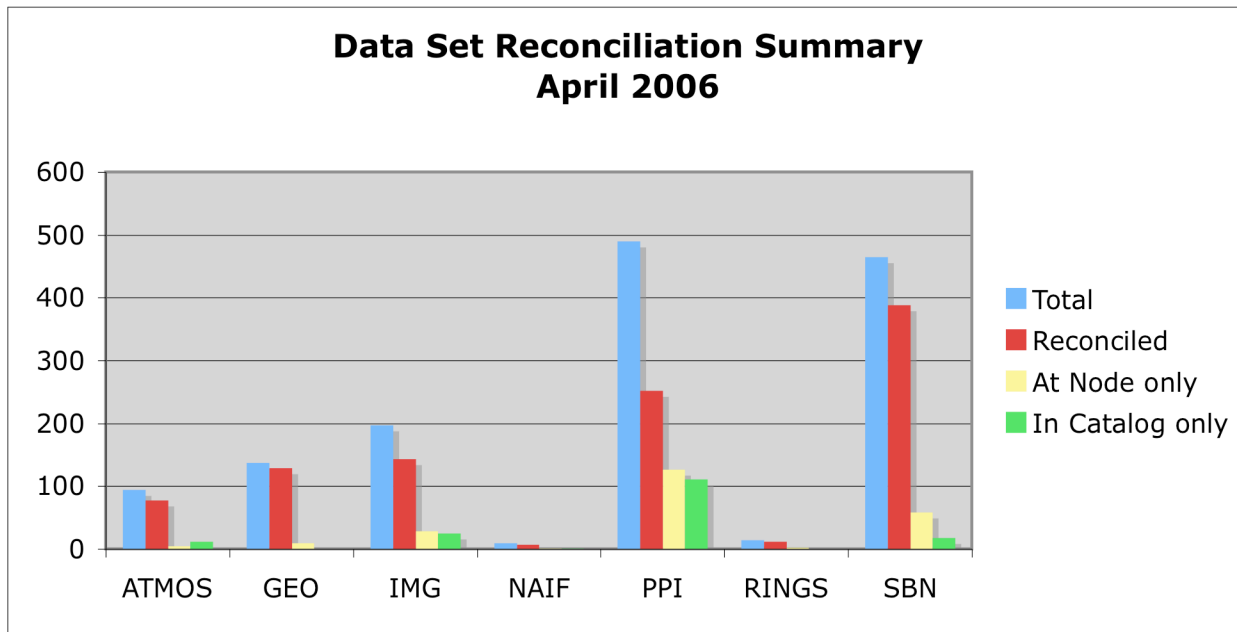
---



- **Main reasons causing the discrepancies**
  - Data Set to be ingested into the PDS Catalog
    - Catalog files yet to be given to EN
  - Data Set in peer review or lien resolution state
    - In the PDS Catalog, but not archived at Nodes
  - Special product not to be included in the PDS Catalog
  - Data Set stored off line at Nodes only
  - Erroneous data set ID
  - Archive status not up-to-date
  - Multiple data set IDs for the same data set
  - Superseded data set
  - NSSDC IDs not up-to-date
  - Backup resource not up-to-date



# Catalog Cleanup - April 2006 Summary



	ATMOS	GEO	IMG	NAIF	PPI	RINGS	SBN
Total	95	138	197	9	490	14	465
Reconciled	78	129	143	7	252	12	389
At Node only	5	9	29	1	127	2	58
In Catalog only	12	0	25	1	111	0	18